

New Forest

Small Area Population Forecasts (SAPF) 2023 to 2030

Population

The Population of **New Forest** is forecast to increase from **179,000** to **183,100** by 2030. This is a forecast population increase of **4,100**.

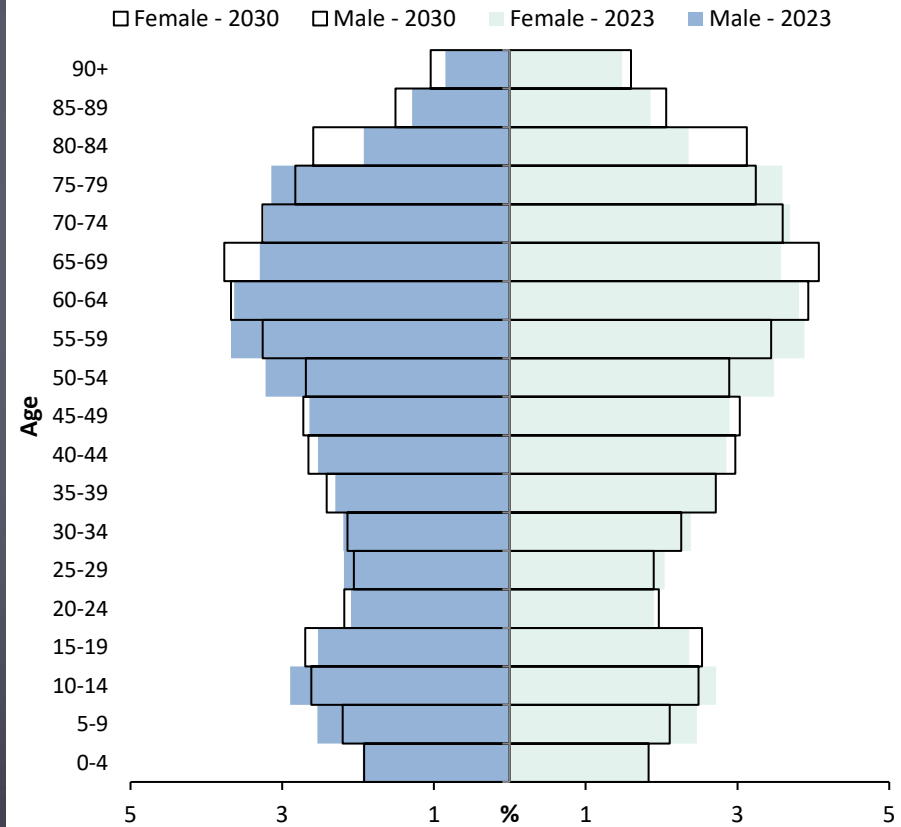
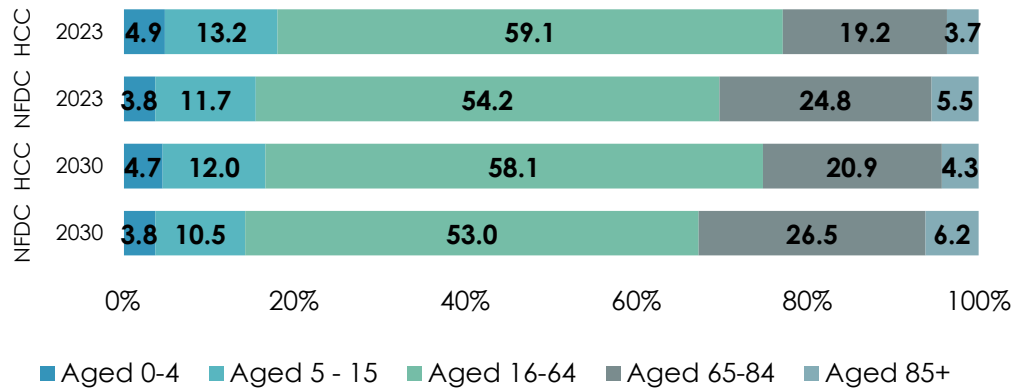
An increase of **2.3%**

Dwellings

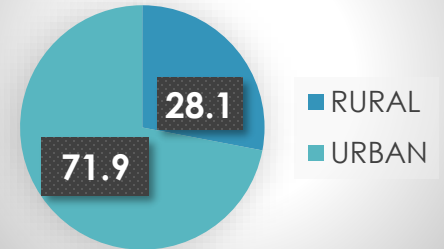
There is forecast to be a **4.5%** increase (or **3,740** additional dwellings) by 2030, up from **83,420** dwellings in 2023.



Population by age



Urban/Rural Population (2023)



Population Density (Persons per hectare)

Highest
Totton North Ward
33.4

Lowest
Brockenhurst & Denny Lodge Ward
0.35

CSR

2023 = 28.5
2030 = 26.9

ESR

2023 = 55.9
2030 = 61.6

TDR

2023 = 84.4
2030 = 88.5

AGEING INDEX

2023 = 196.0
2030 = 229.3

Number of children, elderly & total dependency per 100 of the working population. Ageing Index = number of elderly per 100 children.

NB. Figures are rounded and therefore may not add up.
Produced by the Demography Team Hampshire 2050 April 2024.