

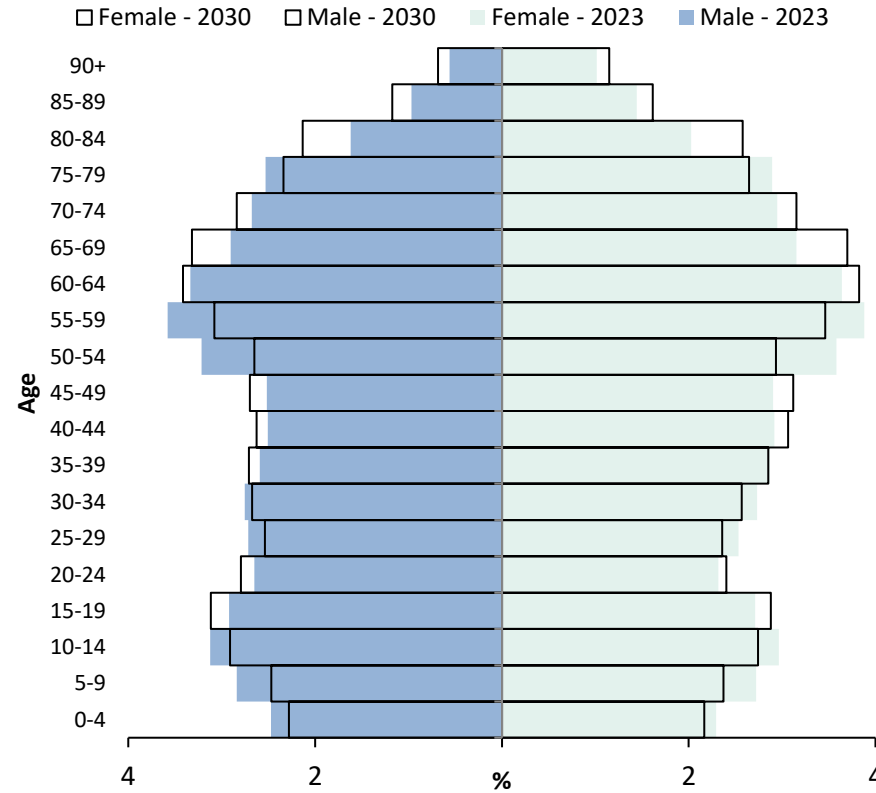
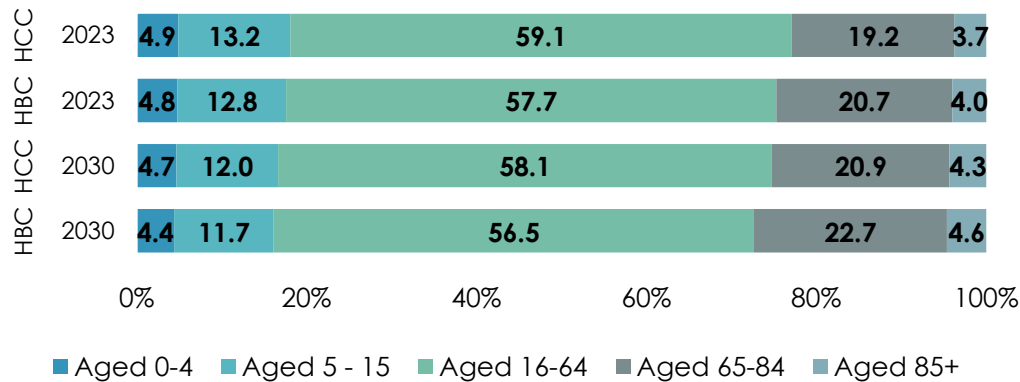
Population

The Population of **Havant** is forecast to increase from **128,500** to **131,900** by 2030. This is a forecast population increase of **3,400**. An increase of **2.6%**

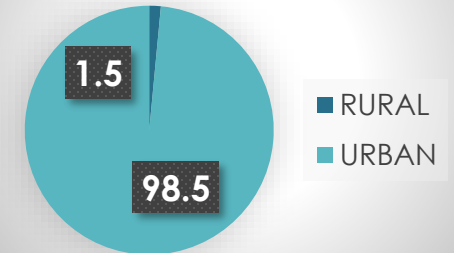
Dwellings

There is forecast to be a **4.6%** increase (or **2,600** additional dwellings) by 2030, up from **57,140** dwellings in 2023.

Population by age



Urban/Rural Population (2023)



Population Density (Persons per hectare)

Highest
Hart Plain Ward
49.57

Lowest
Hayling West Ward
5.92

CSR

2023 = 30.5
2030 = 28.5

ESR

2023 = 42.9
2030 = 48.3

TDR

2023 = 73.4
2030 = 76.8

AGEING INDEX

2023 = 140.5
2030 = 169.3

Number of children, elderly & total dependency per 100 of the working population. Ageing Index = number of elderly per 100 children.

NB. Figures are rounded and therefore may not add up .
Produced by the Demography Team Hampshire 2050 April 2024.