

Population

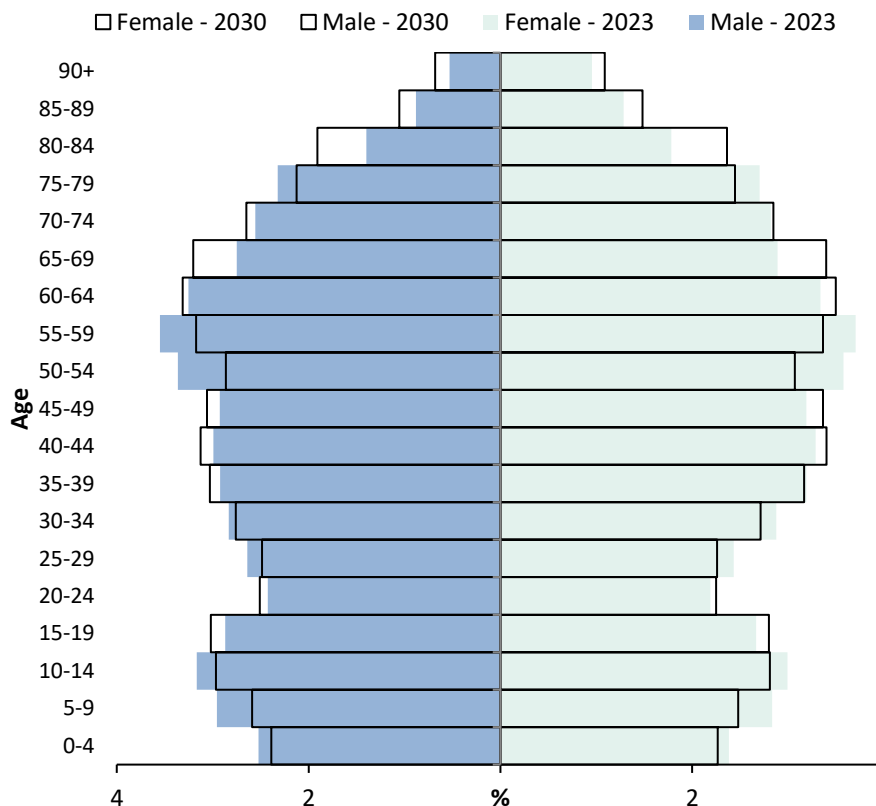
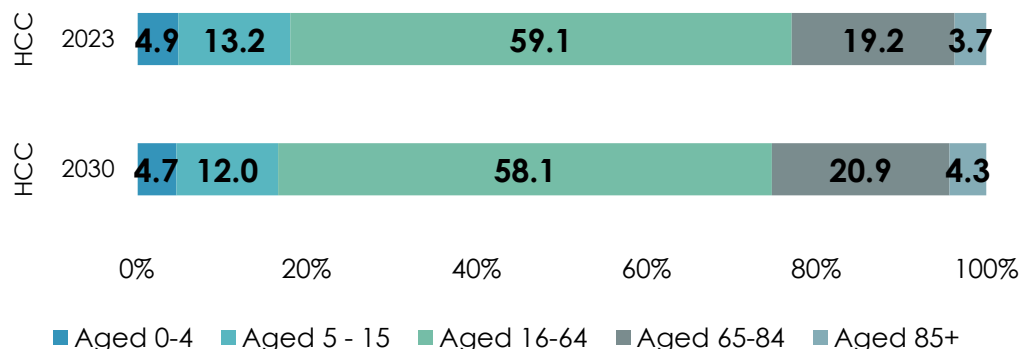
The Population of Hampshire is forecast to increase from **1,438,500** to **1,511,400** by 2030. This is a forecast population increase of **72,900**. An increase of **5.1%**

Dwellings

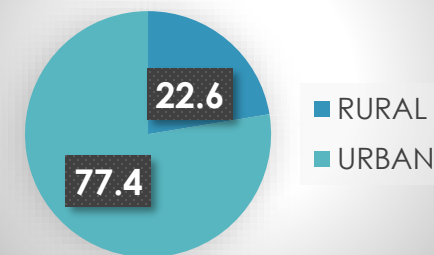
There is forecast to be a **6.8%** increase (or **42,720** additional dwellings) by 2030, up from **626,180** dwellings in 2023.



Population by age



Urban/Rural Population (2023)



CSR

2023 = 30.6
2030 = 28.8

ESR

2023 = 38.7
2030 = 43.5

TDR

2023 = 69.3
2030 = 72.3

AGEING INDEX

2023 = 126.7
2030 = 151.2

Number of children, elderly & total dependency per 100 of the working population. Ageing Index = number of elderly per 100 children.

Population Density (Persons per hectare)

Highest
Leesland & Newtown Ward - Gosport - 78.80

Lowest
Brockenhurst & Denny Lodge Ward - New Forest - 0.27

NB. Figures are rounded and therefore may not add up.
Produced by the Demography Team Hampshire 2050 April 2024.