

Eastleigh

Small Area Population Forecasts (SAPF) 2023 to 2030

Population

The Population of **Eastleigh** is forecast to increase from **140,700** to **151,300** by 2030. This is a forecast population increase of **10,600**.

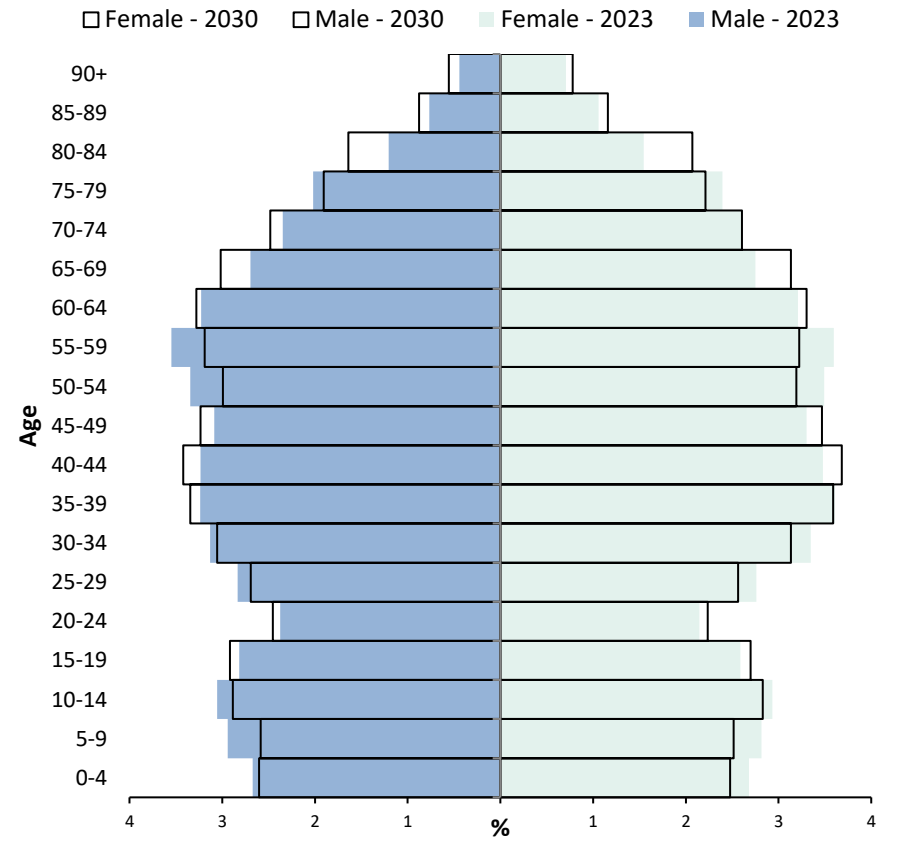
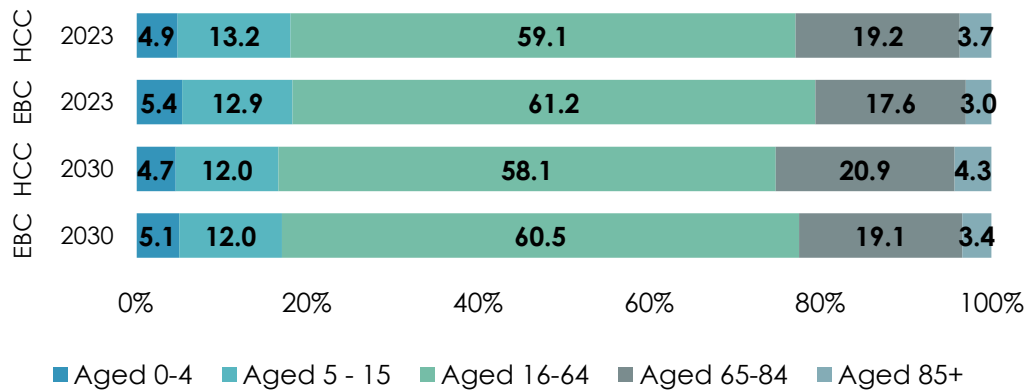
An increase of **7.5%**

Dwellings

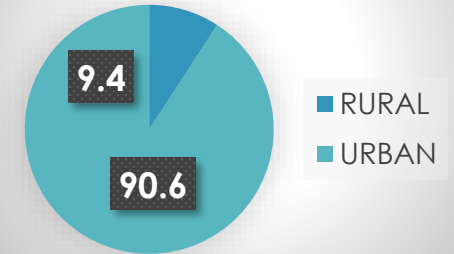
There is forecast to be an increase of **8.5%** (or **5,180** additional dwellings) by 2030, up from **61,140** dwellings in 2023.



Population by age



Urban/Rural Population (2023)



CSR

2023 = 29.9
2030 = 28.2

ESR

2023 = 33.6
2030 = 37.1

TDR

2023 = 63.5
2030 = 65.3

AGEING INDEX

2023 = 112.2
2030 = 131.3

Number of children, elderly & total dependency per 100 of the working population. Ageing Index = number of elderly per 100 children.

NB. Figures are rounded and therefore may not add up.

Produced by the Demography Team Hampshire 2050 April 2024.

Population Density (Persons per hectare)

Highest
Eastleigh Central Ward
54.18

Lowest
West End North Ward
6.6