

East Hampshire

Small Area Population Forecasts (SAPF) 2023 to 2030

Population

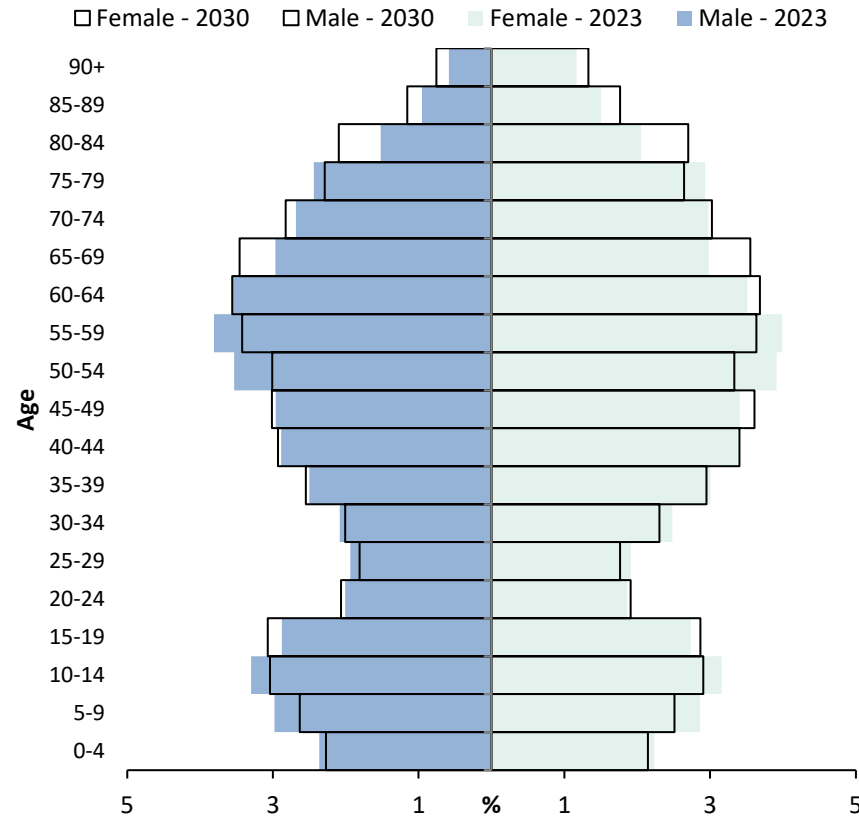
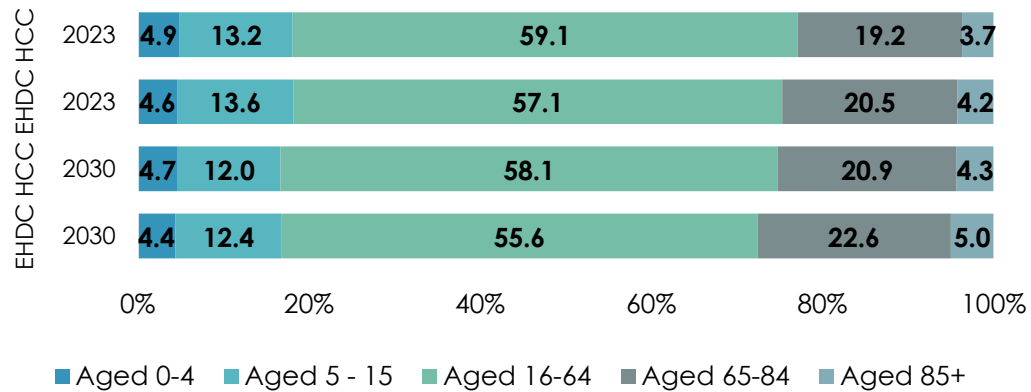
The Population of East Hampshire is forecast to increase from **129,000** to **136,200** by 2030. This is a forecast population increase of 7,200. An increase of **5.6%**

Dwellings

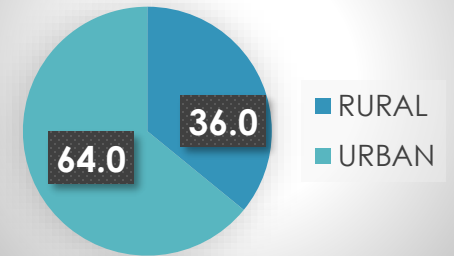
There is forecast to be a **7.5%** increase (or **4,180** additional dwellings) by 2030, up from **55,960** dwellings in 2023.



Population by age



Urban/Rural Population (2023)



CSR

2023 = 31.8
2030 = 30.2

ESR

2023 = 43.4
2030 = 49.6

TDR

2023 = 75.2
2030 = 79.8

AGEING INDEX

2023 = 136.3
2030 = 164.5

Number of children, elderly & total dependency per 100 of the working population. Ageing Index = number of elderly per 100 children.

Population Density (Persons per hectare)

Highest
Alton Eastbrooke Ward
53.5

Lowest
Buriton & East Meon Ward
0.40

NB. Figures are rounded and therefore may not add up.
Produced by the Demography Team Hampshire 2050 April 2024.