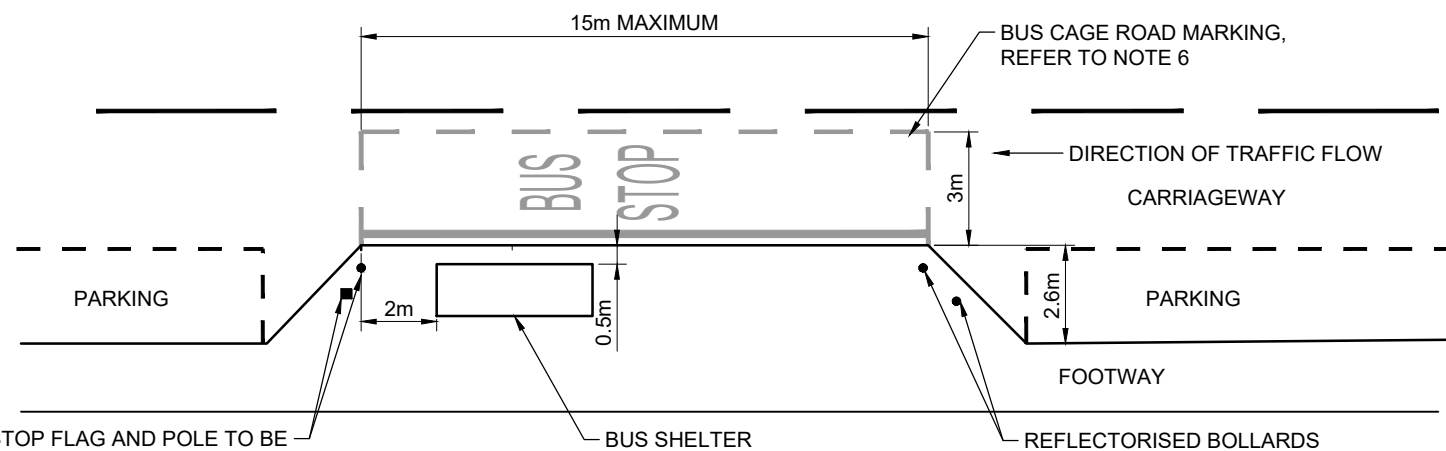


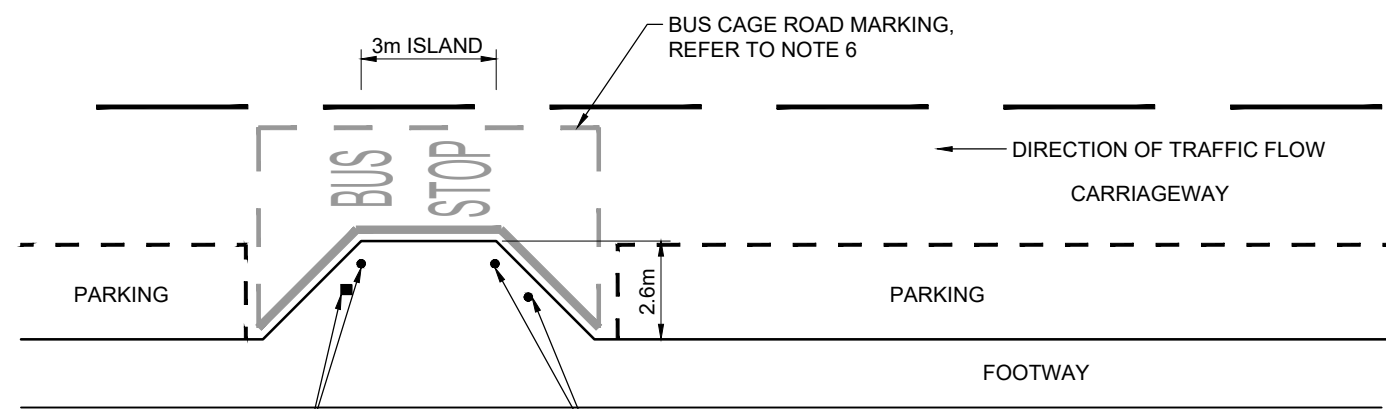
BIN AND BUS STOP FLAG AND POLE TO BE POSITION SUCH THAT THE BUS FLAG IS VISIBLE TO APPROACHING BUSES AND THE UNOBSTRUCTED FOOTWAY WIDTH IS MAXIMISED

TYPE 2 - BUS STOP IN LAYBY



BIN AND BUS STOP FLAG AND POLE TO BE POSITION SUCH THAT THE BUS FLAG IS VISIBLE TO APPROACHING BUSES AND THE UNOBSTRUCTED FOOTWAY WIDTH IS MAXIMISED

TYPE 3A - BOARDER



BIN AND BUS STOP FLAG AND POLE TO BE POSITION SUCH THAT THE BUS FLAG IS VISIBLE TO APPROACHING BUSES AND THE UNOBSTRUCTED FOOTWAY WIDTH IS MAXIMISED

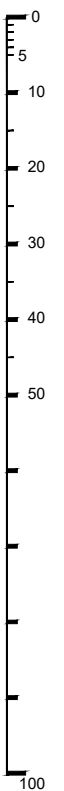
TYPE 3B - BOARDER

Copyright Hampshire County Council.

All rights, including translation, reserved. No part of this publication may be reproduced, stored in a retrieval system, or transmitted in any form or by any means (electronic, mechanical, photocopied, recorded or otherwise) without the prior written permission of Hampshire County Council. Requests should be directed to Hampshire Engineering Services.

NOTES

- DO NOT SCALE FROM THIS DRAWING
- ALL DIMENSIONS IN MILLIMETRES UNLESS OTHERWISE STATED
- BUS ACCESS KERBS SHALL NOT BE USED
- BUS STOP FLAG AND POLE SHALL BE TO STANDARD DETAIL HCC11/C/205 AND HCC11/C/206
- THIS DRAWING TO BE READ IN CONJUNCTION WITH TECHNICAL GUIDANCE NOTE TG9 - PUBLIC TRANSPORT INFRASTRUCTURE
- ROAD MARKINGS TO BE PRIMROSE THERMOPLASTIC SCREED IN ACCORDANCE WITH SCHEDULE 7, PART 4, ITEM 9 (DIAGRAM 1025.1) OF TRAFFIC SIGNS REGULATIONS AND GENERAL DIRECTIONS 2016 AND HCC'S HIGHWAY WORKS CONTRACT SPECIFICATION. BUS CAGE MARKING MUST INCLUDE THE 200mm THICK LINE AT THE EDGE OF CARRIAGEWAY AS DETAILED IN Diag. 1025.1
- BIN TO BE CONFIRMED WITH RELEVANT LOCAL AUTHORITY
- BUS STOP LAYOUT TO BE CONSULTED WITH HCC PASSENGER TRANSPORT GROUP AND OPERATOR
- SHELTER OWNERSHIP AND TYPE TO BE AGREED AS PER 2.3 OF TG9



C	BUS CAGE UPDATED	12.05.2026	CB	AC	MA
B	BUS STOP LINES AMENDED	17.01.2025	CB	AC	AW
A	BUS KERBS REMOVED. BRANDING UPDATED. COPYRIGHT AMENDED. NEW DIRECTORATE DETAILED.	10.02.2023	CLT/CL	AC	AW
REV	AMENDMENTS	DATE	CAD	CHKD	APPD

CONSULTANT

Hampshire County Council
Engineering Services

TIM LAWTON BEng CEng FICE FCIHT : ASSISTANT DIRECTOR OF UNIVERSAL SERVICES

SCHEME

STANDARD DETAILS

DRAWING TITLE

**BUS STOP LAYOUT DETAILS
TYPE 2, TYPE 3A AND 3B
LAYBY AND BOARDERS**

DESIGNER	CV	CHECKED	AC AC	SCALE @ A3	N.T.S
CAD	CLT	APPROVED	AW AW	DATE	March 2020
DRAWING NUMBER	HCC11/C/200			REV	C