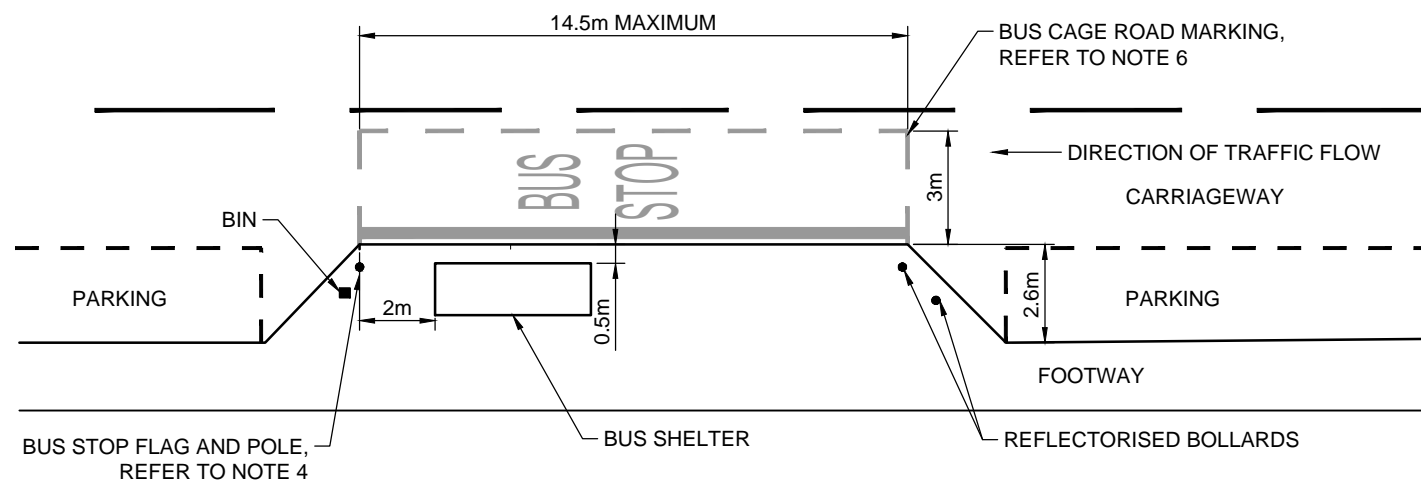
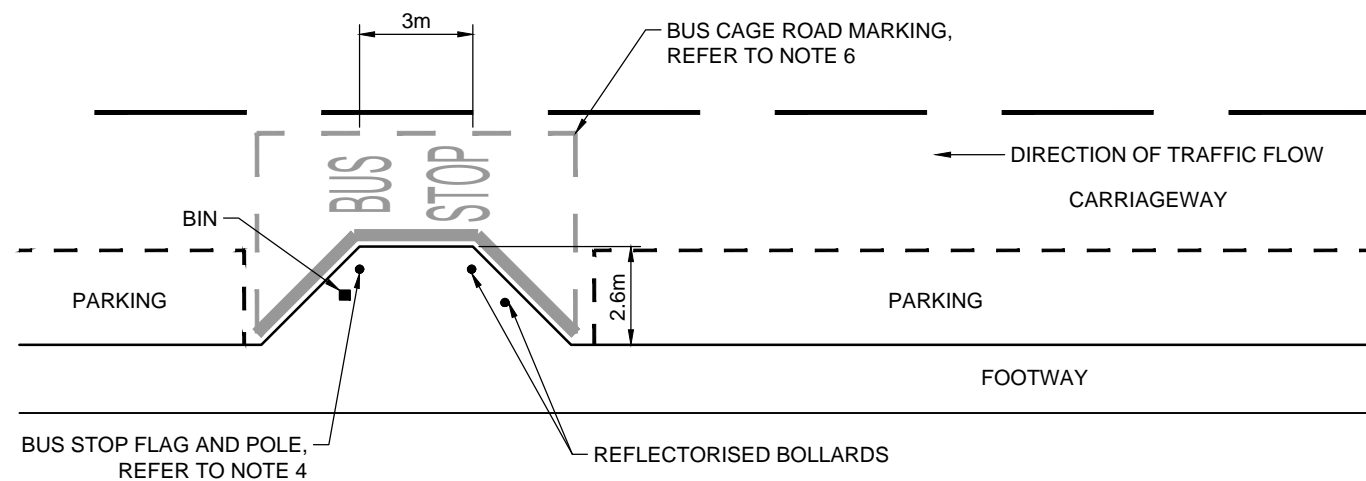


TYPE 2 - BUS STOP IN LAYBY



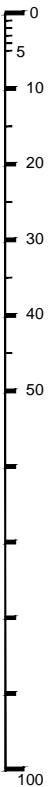
TYPE 3A - BOARDER



TYPE 3B - BOARDER

NOTES

1. DO NOT SCALE FROM THIS DRAWING
2. ALL DIMENSIONS IN MILLIMETRES UNLESS OTHERWISE STATED
3. BUS ACCESS KERBS SHALL NOT BE USED
4. BUS STOP FLAG AND POLE SHALL BE TO STANDARD DETAIL HCC11/C/205
5. THIS DRAWING TO BE READ IN CONJUNCTION WITH TECHNICAL GUIDANCE NOTE TG9 - PUBLIC TRANSPORT INFRASTRUCTURE
6. ROAD MARKINGS TO BE PRIMROSE THERMOPLASTIC SCREED IN ACCORDANCE WITH SCHEDULE 7, PART 4, ITEM 9 (DIAGRAM 1025.1) OF TRAFFIC SIGNS REGULATIONS AND GENERAL DIRECTIONS 2016 AND HCC'S HIGHWAY WORKS CONTRACT SPECIFICATION
7. BIN TO BE CONFIRMED WITH RELEVANT LOCAL AUTHORITY
8. BUS STOP LAYOUT TO BE CONSULTED WITH HCC PASSENGER TRANSPORT GROUP AND OPERATOR
9. SHELTER OWNERSHIP AND TYPE TO BE AGREED AS PER 2.3 OF TG9



REV	AMENDMENTS	DATE	CAD	CHKD	APPD
A	BUS KERBS REMOVED. BRANDING UPDATED. COPYRIGHT AMENDED. NEW DIRECTORATE DETAILED.	10.02.2023	CLT/CL	AC	AW

CONSULTANT




TIM LAWTON BEng CEng FICE FCIHT : ASSISTANT DIRECTOR OF UNIVERSAL SERVICES

SCHEME

STANDARD DETAILS

DRAWING TITLE

**BUS STOP LAYOUT DETAILS
TYPE 2, TYPE 3A AND 3B
LAYBY AND BOARDERS**

DESIGNER	CHECKED	SCALE @ A3
CV	AC AC	N.T.S
CAD	APPROVED	DATE
CLT	AW AW	March 2020
DRAWING NUMBER	REV	
HCC11/C/200	A	

Copyright Hampshire County Council.

All rights, including translation, reserved. No part of this publication may be reproduced, stored in a retrieval system, or transmitted in any form or by any means (electronic, mechanical, photocopied, recorded or otherwise) without the prior written permission of Hampshire County Council. Requests should be directed to Hampshire Engineering Services.