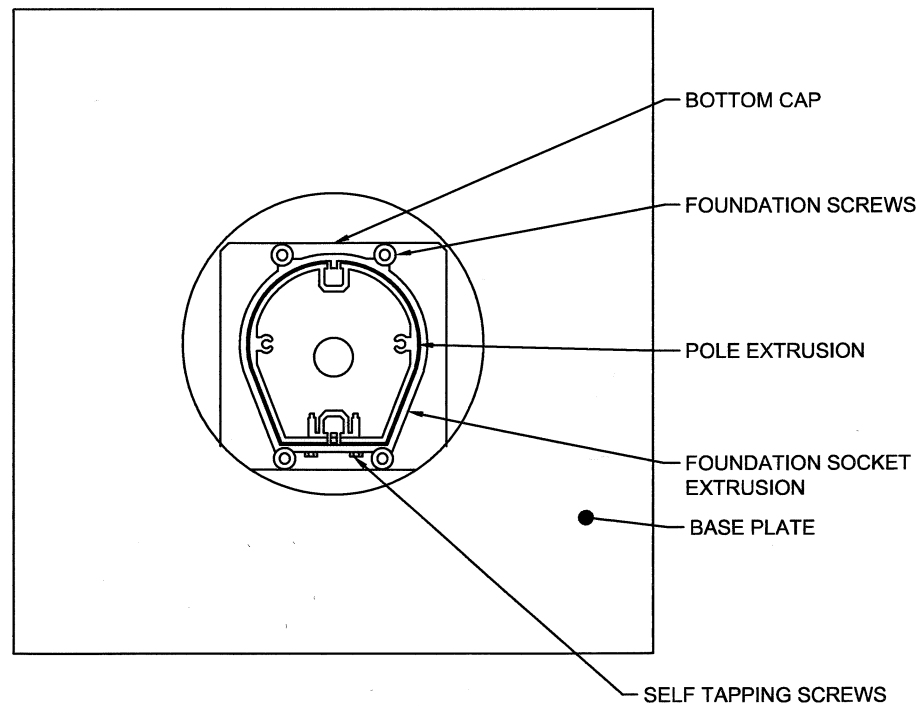
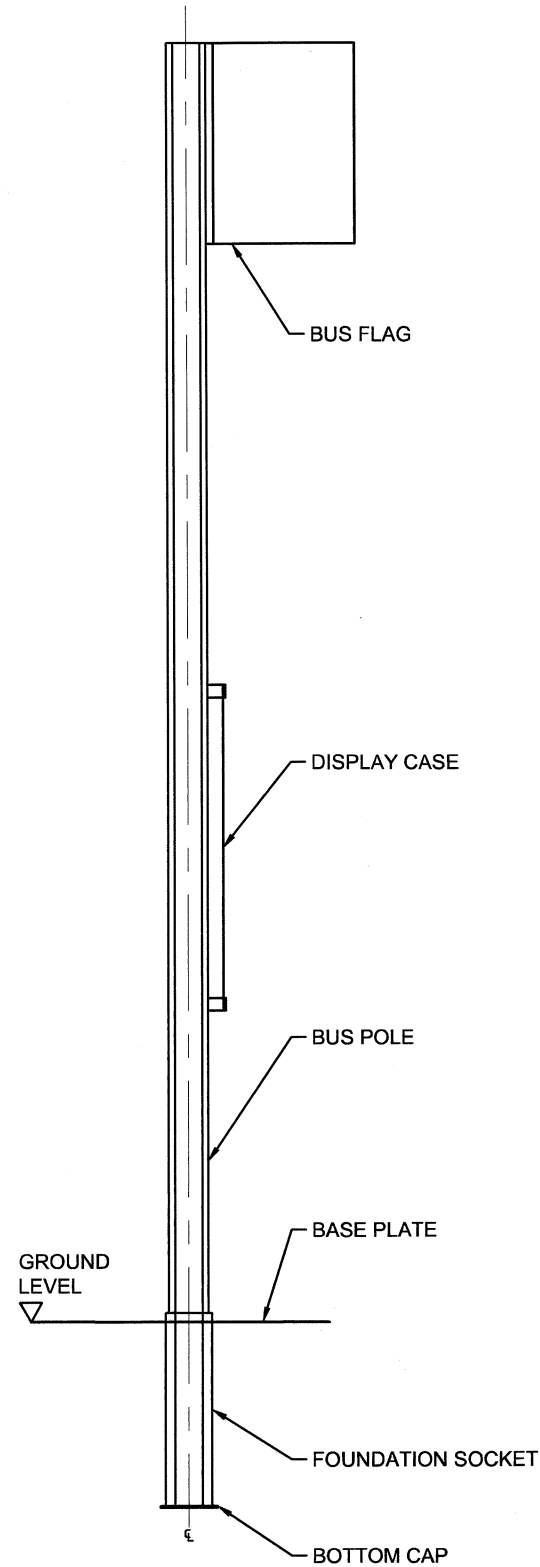


SECTION A-A



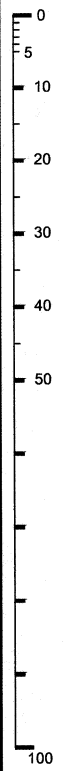
SECTION B-B



SIDE ELEVATION

NOTES

1. DO NOT SCALE FROM THIS DRAWING
2. ALL DIMENSIONS IN MILLIMETRES UNLESS OTHERWISE STATED
3. REFER TO MANUFACTURERS INSTALLATION GUIDE FOR POLE, COLLAR AND FOUNDATION SOCKET DETAILS
4. FLAG TYPE, SIZE, LEGEND 44 CASE TYPE AND SIZE TO BE CONFIRMED PRIOR TO INSTALLATION TO ASSESS SUITABILITY FOR SITE
5. THIS DRAWING TO BE READ IN CONJUNCTION WITH TECHNICAL GUIDANCE NOTE TG9 - PUBLIC TRANSPORT INFRASTRUCTURE



REV	AMENDMENTS	DATE	CAD	CHKD	APPD

CONSULTANT

STUART JARVIS BSc DipTP FCIBT MRTPI DIRECTOR OF ECONOMY, TRANSPORT & ENVIRONMENT

SCHEME

STANDARD DETAILS

DRAWING TITLE

BUS STOP FLAG AND POLE

Copyright Hampshire County Council. 2018

All rights, including translation, reserved. No part of this publication may be reproduced, stored in a retrieval system, or transmitted in any form or by any means (electronic, mechanical, photocopied, recorded or otherwise) without the prior written permission of Hampshire County Council. Requests should be directed to the Economy, Transport & Environment Department.

DESIGNER	CV	CHECKED	<i>[Signature]</i>	SCALE @ A3	N.T.S
CAD	CLT	APPROVED	<i>[Signature]</i>	DATE	30.11.2017
DRAWING NUMBER	HCC10/C/173			REV	