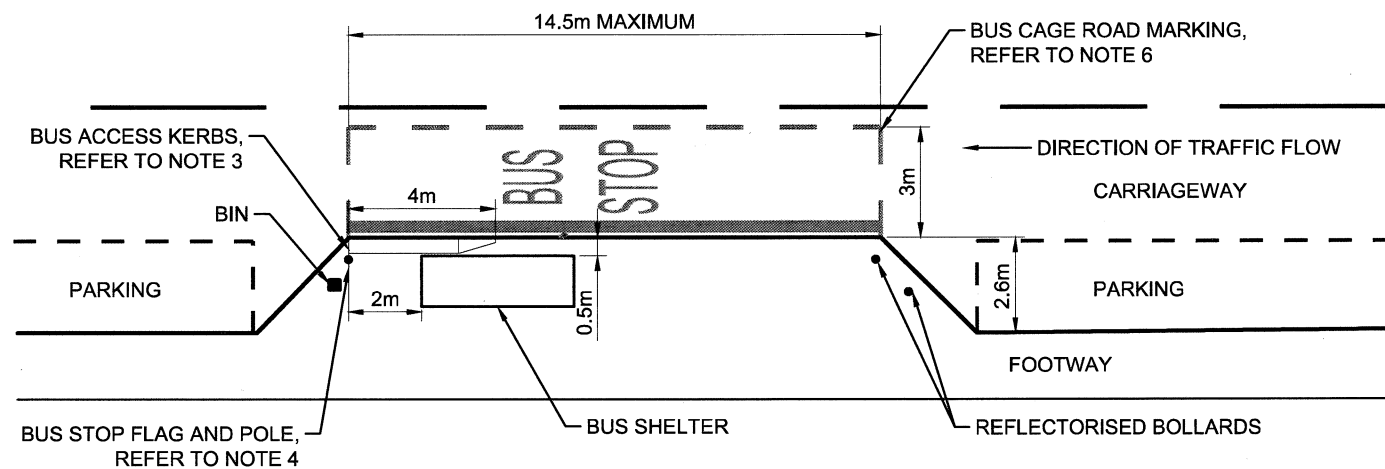
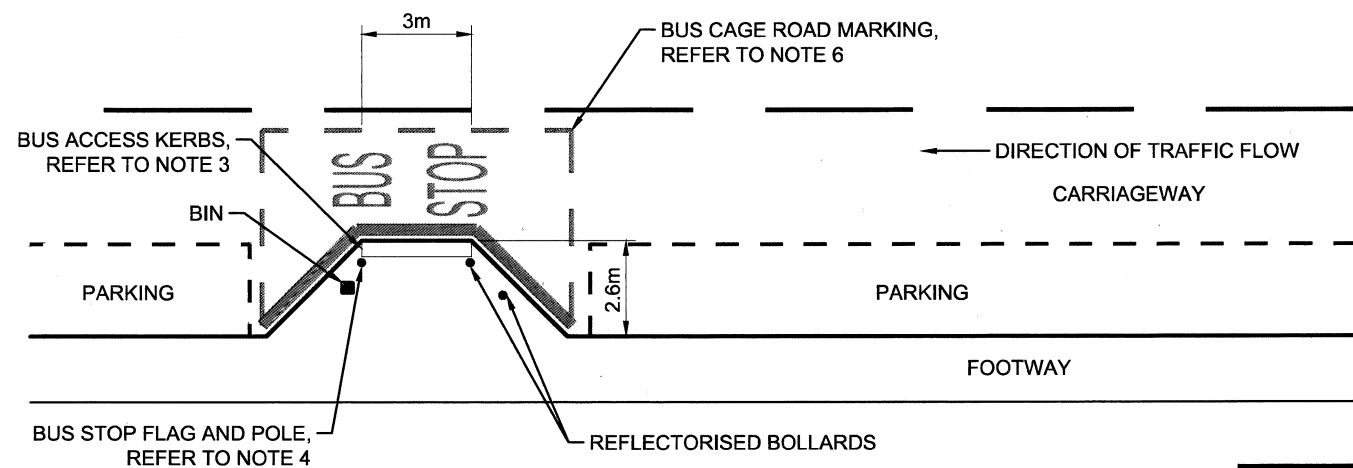


TYPE 2 - BUS STOP IN LAYBY



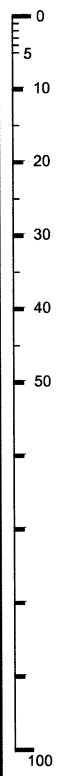
TYPE 3A - BOARDER



TYPE 3B - BOARDER

NOTES

1. DO NOT SCALE FROM THIS DRAWING
2. ALL DIMENSIONS IN MILLIMETRES UNLESS OTHERWISE STATED
3. BUS ACCESS KERBS SHALL BE TO STANDARD DETAIL HCC10/C/035 OR HCC10/C/040
4. BUS STOP FLAG AND POLE SHALL BE TO STANDARD DETAIL HCC10/C/173
5. THIS DRAWING TO BE READ IN CONJUNCTION WITH TECHNICAL GUIDANCE NOTE TG9 - PUBLIC TRANSPORT INFRASTRUCTURE
6. ROAD MARKINGS TO BE PRIMROSE THERMOPLASTIC SCREED IN ACCORDANCE WITH SCHEDULE 7, PART 4, ITEM 9 (DIAGRAM 1025.1) OF TRAFFIC SIGNS REGULATIONS AND GENERAL DIRECTIONS 2016 AND HCC'S HIGHWAY WORKS CONTRACT SPECIFICATION
7. BIN TO BE CONFIRMED WITH RELEVANT LOCAL AUTHORITY
8. BUS STOP LAYOUT TO BE CONSULTED WITH HCC PASSENGER TRANSPORT GROUP AND OPERATOR
9. SHELTER OWNERSHIP AND TYPE TO BE AGREED AS PER 2.3 OF TG9



REV	AMENDMENTS	DATE	CAD	CHKD	APPD

CONSULTANT

STUART JARVIS BSc DipTP FCIHT MRTPI: DIRECTOR OF ECONOMY, TRANSPORT & ENVIRONMENT

SCHEME

**STANDARD DETAILS**

DRAWING TITLE

**BUS STOP LAYOUT DETAILS  
TYPE 2, TYPE 3A AND 3B  
LAYBY AND BOARDERS**

Copyright Hampshire County Council. 2018

All rights, including translation, reserved. No part of this publication may be reproduced, stored in a retrieval system, or transmitted in any form or by any means (electronic, mechanical, photocopied, recorded or otherwise) without the prior written permission of Hampshire County Council. Requests should be directed to the Economy, Transport & Environment Department.

DESIGNER	CV	CHECKED	PTJS	SCALE @ A3	N.T.S.
CAD	CLT	APPROVED	PTJS	DATE	28.11.2017
DRAWING NUMBER	HCC10/C/172			REV	