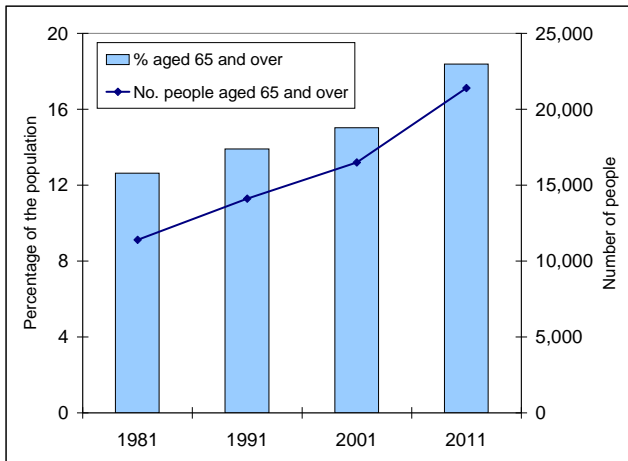


Trends in Ageing across Test Valley 1981 to 2011

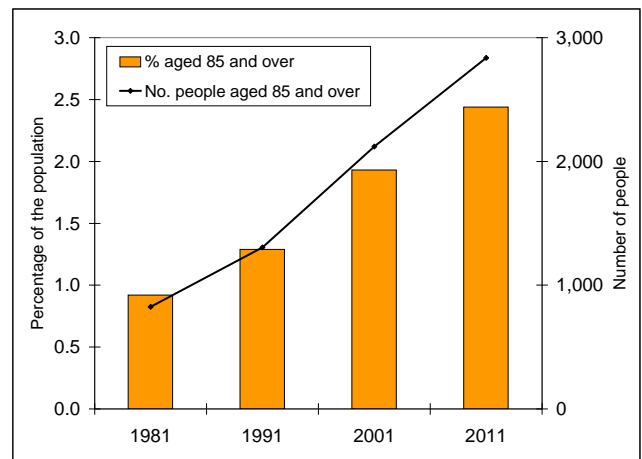
Population aged 65 and over



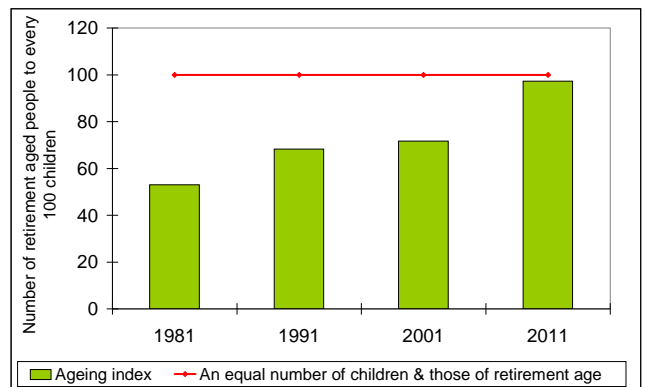
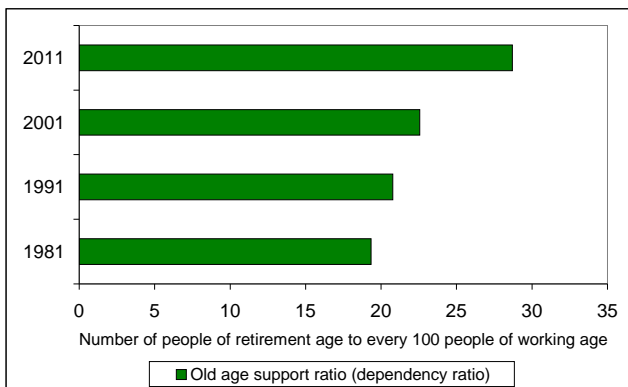
- The number of older people has increased as each decade passed, as has the proportion of the population occupying the older age groups
- The number of people aged 65 and over grew by 5,100 between 1981 - 2001
- The number has grown by a further 4,910 between 2001 and 2011
- Over the entire period the number of people aged 65 and over has almost doubled
- The proportion of the population aged 65 and over has increased from 12.6 in 1981 to 18.4 in 2011

Population aged 85 and over

- The number of very old people has also increased as each decade passed, as has the proportion of the population occupying the very oldest age groups
- The number of people aged 85 and over grew by 1,290 between 1981 - 2001
- The number has grown by a further 720 between 2001 and 2011
- Over the entire period the number of people aged 85 and over has tripled
- The proportion of the population aged 85 and over has also increased and currently stands at 2.4% of the population



Old Age Support Ratio and Ageing Index



- The old age support ratio and ageing index both show the change in the age structure of the population over time to a much older one
- The old age support ratio shows the increasing number of retirement aged people in relation to the number of working age
- The ageing index reports the increasing number of retirement aged people compared to children, by 2011 there are 97 retirement aged people for every 100 children - up from 53 in 1981

Table of figures

	1981	1991	2001	2011
Number of people aged 65 and over	11,390	14,110	16,490	21,400
% of people aged 65 and over	12.6	13.9	15.0	18.4
Number of people aged 85 and over	830	1,310	2,120	2,840
% of people aged 85 and over	0.9	1.3	1.9	2.4
Old age support ratio	19	21	23	29
Ageing index	53	68	72	97

Notes and Sources

Notes: The Old Age Support Ratio is the ratio of the working age population (Males and Females aged 16-64) to those of retirement age (Males and Females aged 65 and over). The Ageing index is the ratio of children (those age under 16) to the retirement aged population. Source: Census data from the Office for National Statistics and NOMIS.