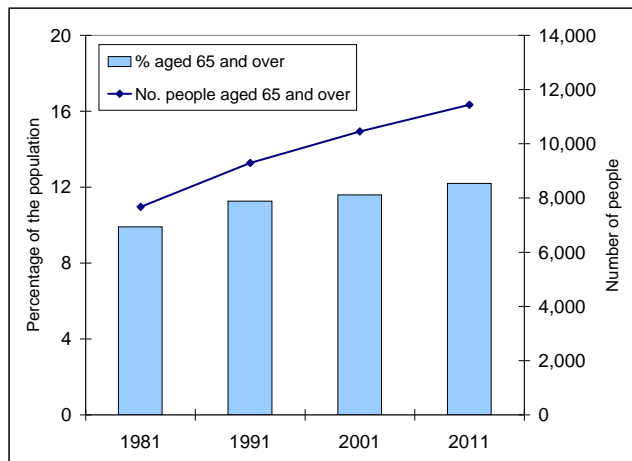


## Trends in Ageing across Rushmoor 1981 to 2011

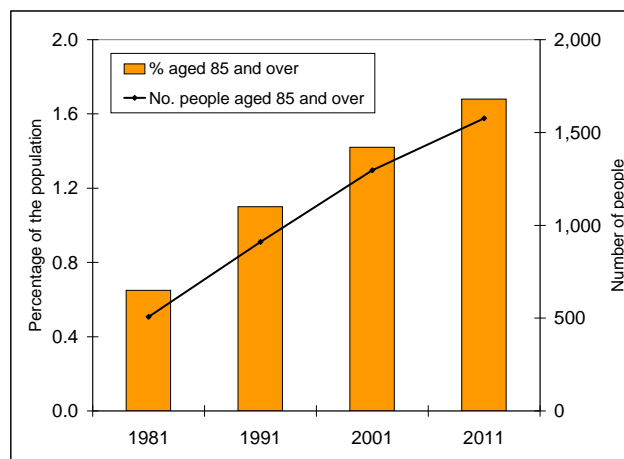
### Population aged 65 and over



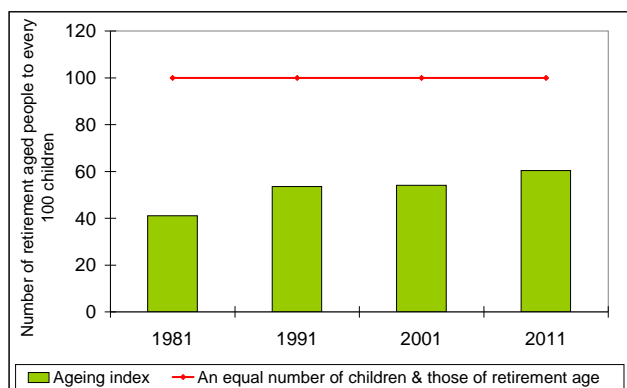
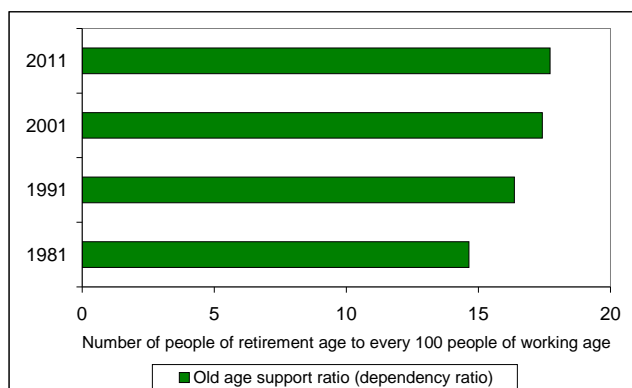
- The number of older people has increased as each decade passed, as has the proportion of the population occupying the older age groups
- The number of people aged 65 and over grew by 2,780 between 1981 - 2001
- The number has grown by a further 980 between 2001 and 2011
- Over the entire period the number of people aged 65 and over has increased by approximately half
- The proportion of the population aged 65 and over has increased from 9.9% in 1981 to 12.2% in 2011.

### Population aged 85 and over

- The number of very old people has also increased as each decade passed, as has the proportion of the population occupying the very oldest age groups
- The number of people aged 85 and over grew by 800 between 1981 - 2001
- The number has grown by a further 280 between 2001 and 2011
- Over the entire period the number of people aged 85 and over has tripled
- The proportion of the population aged 85 and over has also increased and currently stands at 1.7% of the population



### Old Age Support Ratio and Ageing Index



- The old age support ratio and ageing index both show the change in the age structure of the population over time to a much older one
- The old age support ratio shows the increasing number of retirement aged people in relation to the number of working age
- The ageing index reports the increasing number of retirement aged people compared to children, in 2011 there are 60 retirement aged people for every 100 children - up from 41 in 1981

### Table of figures

	1981	1991	2001	2011
<b>Number of people aged 65 and over</b>	7,680	9,290	10,460	11,440
<b>% of people aged 65 and over</b>	9.9	11.3	11.6	12.2
<b>Number of people aged 85 and over</b>	500	910	1,300	1,580
<b>% of people aged 85 and over</b>	0.7	1.1	1.4	1.7
<b>Old age support ratio</b>	15	16	17	18
<b>Ageing index</b>	41	54	54	60

### Notes and Sources

Notes: The Old Age Support Ratio is the ratio of the working age population (Males and Females aged 16-64) to those of retirement age (Males and Females aged 65 and over). The Ageing index is the ratio of children (those age under 16) to the retirement aged population. Source: Census data from the Office for National Statistics and NOMIS.