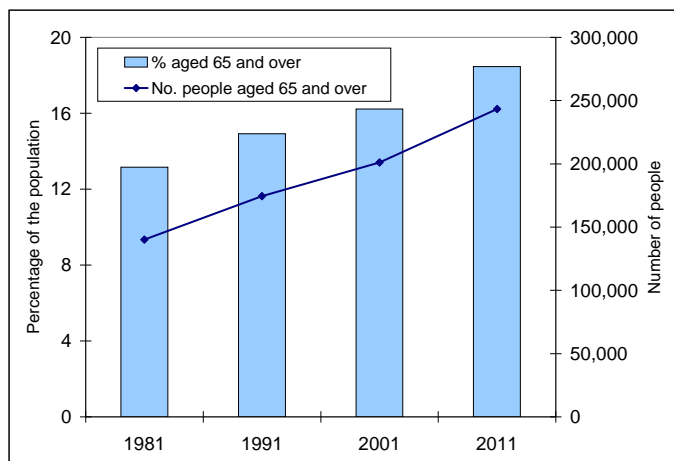


Trends in Ageing across Hampshire County Council Area 1981 to 2011

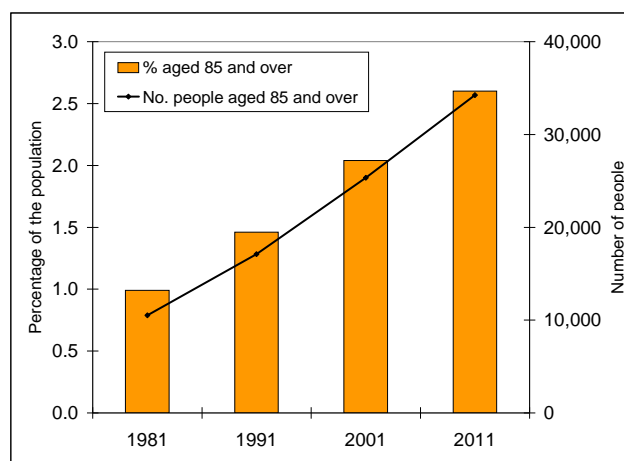
Population aged 65 and over



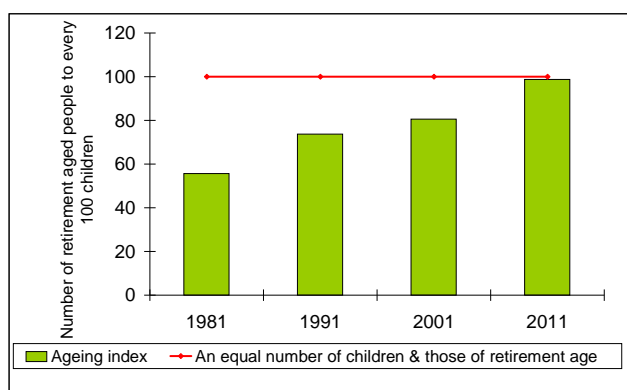
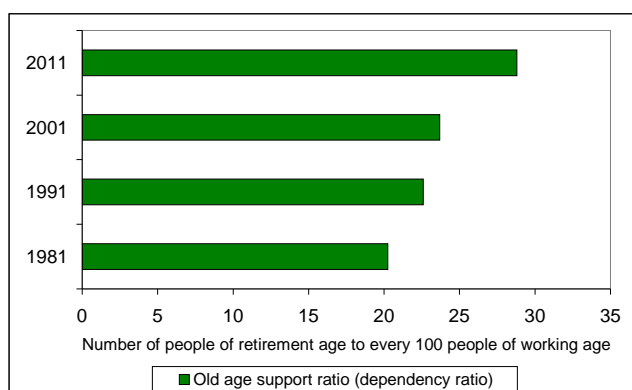
- The number of older people has increased as each decade passed, as has the proportion of the population occupying the older age groups
- The number of people aged 65 and over grew by 60,970 between 1981 - 2001
- The number has grown by a further 42,240 between 2001 and 2011
- Over the entire period the number of people aged 65 and over has almost doubled
- The proportion of the population aged 65 and over has increased from 13.2% in 1981 to 18.5% in 2011

Population aged 85 and over

- The number of very old people has also increased as each decade passed, as has the proportion of the population occupying the very oldest age groups
- The number of people aged 85 and over grew by 14,810 between 1981 - 2001
- The number has grown by a further 8,910 between 2001 and 2011
- Over the entire period the number of people aged 85 and over has more than tripled
- The proportion of the population aged 85 and over has also increased and currently stands at 2.6% of the population



Old Age Support Ratio and Ageing Index



- The old age support ratio and ageing index both show the change in the age structure of the population over time to a much older one
- The old age support ratio shows the increasing number of retirement aged people in relation to the number of working age
- The ageing index reports the increasing number of retirement aged people compared to children, in 2011 there are 99 retirement aged people for every 100 children - up from 56 in 1981.

Table of figures

	1981	1991	2001	2011
Number of people aged 65 and over	140,160	174,550	201,300	243,370
% of people aged 65 and over	13.2	14.9	16.2	18.5
Number of people aged 85 and over	10,510	17,100	25,330	34,420
% of people aged 85 and over	1.0	1.5	2.0	2.6
Old age support ratio	20	23	24	29
Ageing index	56	74	81	99

Notes and Sources

Notes: The Old Age Support Ratio is the ratio of the working age population (Males and Females aged 16-64) to those of retirement age (Males and Females aged 65 and over). The Ageing index is the ratio of children (those age under 16) to the retirement aged population. Source: Census data from the Office for National Statistics and NOMIS.