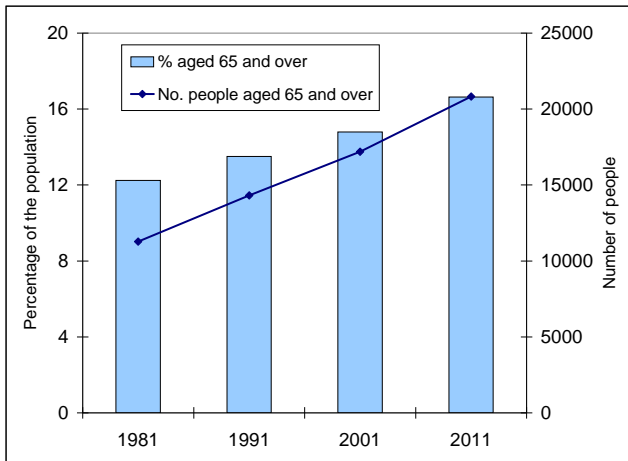


Trends in Ageing across Eastleigh 1981 to 2011

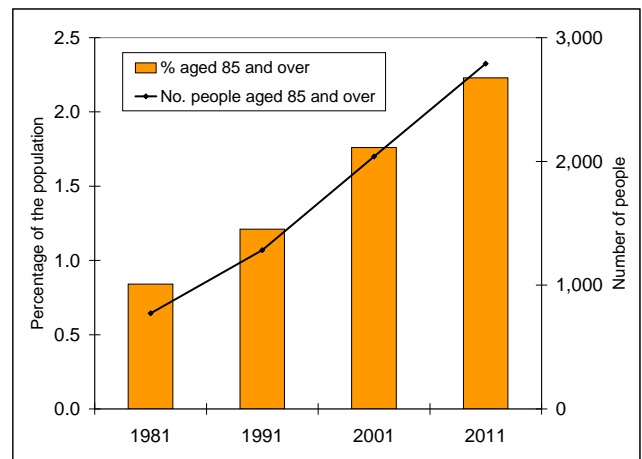
Population aged 65 and over



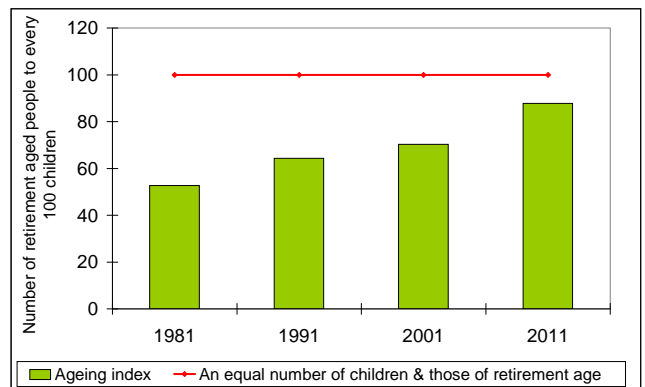
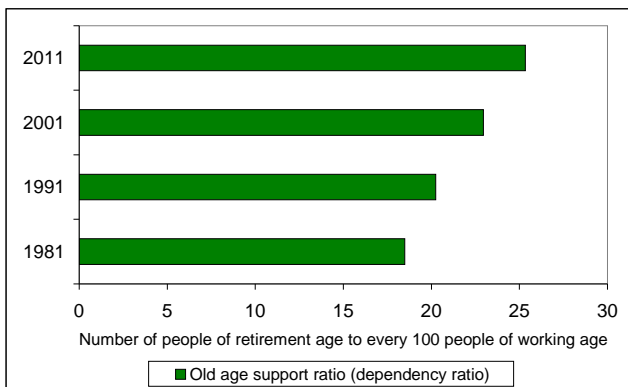
- The number of older people has increased as each decade passed, as has the proportion of the population occupying the older age groups
- The number of people aged 65 and over grew by 5,910 between 1981 - 2001
- The number has grown by a further 3,640 between 2001 and 2011
- Over the entire period the number of people age 65 and over has almost doubled
- The proportion of the population aged 65 and over has increased from 12.2% in 1981 to 16.6% in 2011

Population aged 85 and over

- The number of very old people has also increased as each decade passed, as has the proportion of the population occupying the very oldest age groups
- The number of people aged 85 and over grew by 1,270 between 1981 - 2001
- The number has grown by a further 750 between 2001 and 2011
- Over the entire period the number of people aged 85 and over has more than tripled
- The proportion of the population aged 85 and over has also increased and currently stands at 2.2% of the population



Old Age Support Ratio and Ageing Index



- The old age support ratio and ageing index both show the change in the age structure of the population over time to a much older one
- The old age support ratio shows the increasing number of retirement aged people in relation to the number of working age
- The ageing index reports the increasing number of retirement aged people compared to children, in 2011 there are 88 retirement aged people for every 100 children - up from 53 in 1981.

Table of figures

	1981	1991	2001	2011
Number of people aged 65 and over	11,280	14,310	17,190	20,830
% of people aged 65 and over	12.2	13.5	14.8	16.6
Number of people aged 85 and over	770	1,280	2,040	2,790
% of people aged 85 and over	0.8	1.2	1.8	2.2
Old age support ratio	18	20	23	25
Ageing index	53	64	70	88

Notes and Sources

Notes: The Old Age Support Ratio is the ratio of the working age population (Males and Females aged 16-64) to those of retirement age (Males and Females aged 65 and over). The Ageing index is the ratio of children (those age under 16) to the retirement aged population. Source: Census data from the Office for National Statistics and NOMIS.