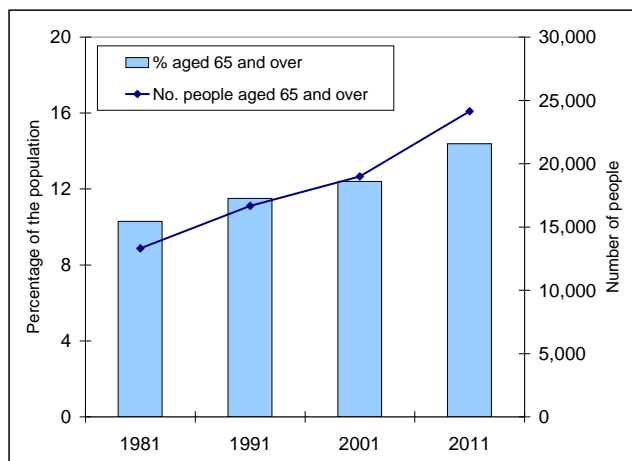


Trends in Ageing across Basingstoke and Deane 1981 to 2011

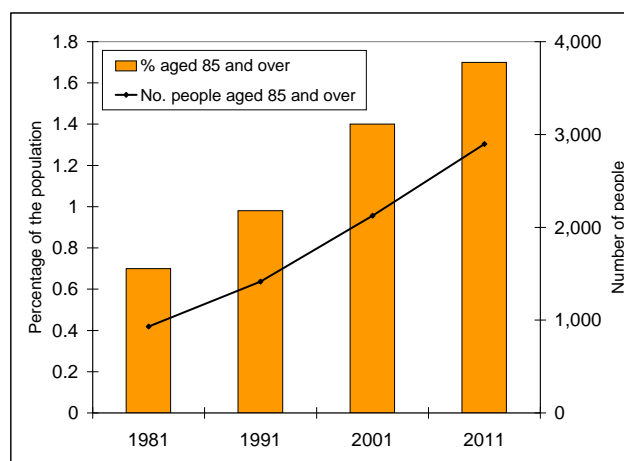
Population aged 65 and over



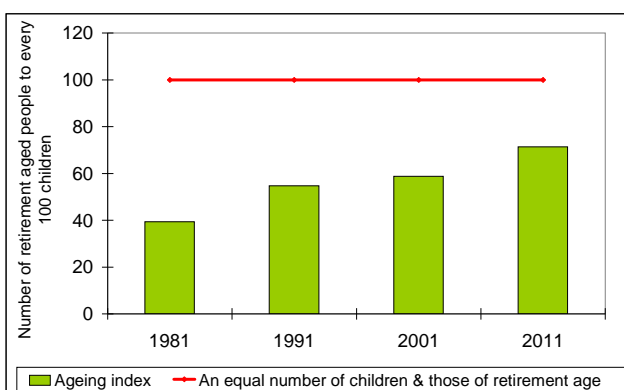
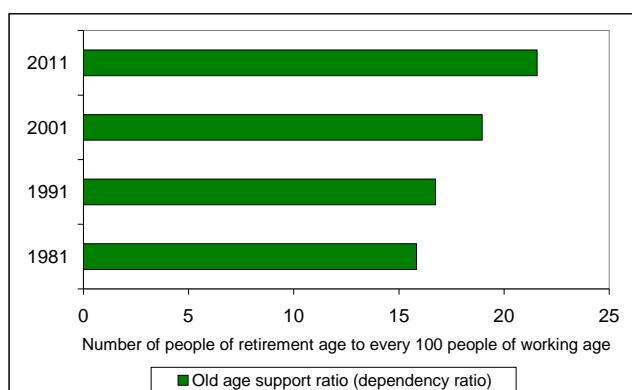
- The number of older people has increased as each decade passed, as has the proportion of the population occupying the older age groups
- The number of people aged 65 and over grew by 5,670 between 1981 - 2001
- The number has grown by a further 5,210 between 2001 and 2011
- Over the entire period the number of people age 65 and over has almost doubled
- The proportion of the population aged 65 and over has increased from 10.3% in 1981 to 14.4% in 2011

Population aged 85 and over

- The number of very old people has also increased as each decade passed, as has the proportion of the population occupying the very oldest age groups
- The number of people aged 85 and over grew by 1,200 between 1981 - 2001
- The number has grown by a further 770 between 2001 and 2011
- Over the entire period the number of people age 85 and over has tripled
- The proportion of the population aged 85 and over has also increased, and currently stands at 1.7% of the population



Old Age Support Ratio and Ageing Index



- The old age support ratio and ageing index show the transition in the age structure of the population over time to a much older one
- The old age support ratio shows the increasing number of retirement aged people in relation to the number of working age people
- The ageing index reports the increasing number of retirement aged people compared to children, in 2011 there are 71 retirement aged people for every 100 children - up from 39 in 1981.

Table of figures

	1981	1991	2001	2011
Number of people aged 65 and over	13,320	16,670	18,990	24,200
% of people aged 65 and over	10.3	11.5	12.4	14.4
Number of people aged 85 and over	930	1,420	2,130	2,900
% of people aged 85 and over	0.7	1.0	1.4	1.7
Old age support ratio	16	17	19	22
Ageing index	39	55	59	71

Notes and Sources

Notes: The Old Age Support Ratio is the ratio of the working age population (Males and Females aged 16-64) to those of retirement age (Males and Females aged 65 and over). The Ageing index is the ratio of children (those aged under 16) to the retirement age population. Source: Census data from the Office for National Statistics and NOMIS.