

## East Hants Data Booklet

<a href="#">EMTAS</a>	About EMTAS
<a href="#">Summary</a>	EMTAS Summary Information
<a href="#">EYFSP</a>	Early Years Foundation Stage Profile pupil level data EYFSP - East Hants, Hampshire and National Outcomes - EAL/EFL/Unspecified - number and % achieving a Good Level of Development (GLD)
<a href="#">Y1 Phonics 1</a> <a href="#">Y1 Phonics 2</a>	Year 1 Phonics Year 1 Phonics - East Hants, Hampshire and National Outcomes - EAL/EFL/Unspecified - number and % Working At (Wa) at the expected standard of Phonic decoding Year 1 Phonics - East Hants, Hampshire and National Outcomes - EAL/EFL/Unspecified Pupils - number and % Working At
<a href="#">KS2 1</a> <a href="#">KS2 2</a> <a href="#">KS2 3</a> <a href="#">KS2 4</a>	Key Stage 2 Key Stage 2 Reading, Writing and Maths - East Hants, Hampshire and National Outcomes - EAL/EFL/Unspecified Pupils - number and % achieving Expected Standard* Summary by Ethnicity and Academic Year Key Stage 2 Reading, Writing and Maths - Hampshire and National Outcomes - EAL/EFL/Unspecified Pupils - number and % achieving Expected Standard* Summary by Academic Year Key Stage 2 Reading, Writing and Maths - East Hants, Hampshire and National Outcomes - EAL/EFL/Unspecified Pupils - number and % achieving Expected Standard* Summary by District and Academic Year Hampshire Outcomes - Key Stage 2 Reading, Writing, Maths and Reading, Writing and Maths (combined) - EAL/EFL/Unspecified Pupils - number and % achieving Expected Standard and Greater Depth than Expected Standard*
<a href="#">Prog KS2 to KS4</a>	Progress Data Key Stage 2 to Key Stage 4 Progress - East Hants,Hampshire and National Outcomes - EAL/EFL/Unspecified Pupils % making Progress Summary by Ethnicity and Academic Year
<a href="#">KS4 1</a> <a href="#">KS4 2</a>	Key Stage 4 Key Stage 4 - East Hants, Hampshire and National Outcomes - EAL/EFL/Unspecified Pupils and % achieving Key Stage 4 benchmarks Summary by Ethnicity and Academic Year Key Stage 4 - East Hants, Hampshire and National Outcomes - EAL/EFL/Unspecified Pupils and % achieving Key Stage 4 benchmarks Summary by District and Academic Year
<a href="#">Absence by Ethnicity (Primary)</a> <a href="#">Absence by Ethnicity (Secondary)</a>	Further Information Primary School Attendance - East Hants and Hampshire Summary - EAL/EFL/Unspecified Pupils Summary by Ethnicity 2023/24 Academic Year Secondary School Attendance -East Hants and Hampshire Summary - EAL/EFL/Unspecified Pupils. Summary by Ethnicity 2023/24 Academic Year
<a href="#">Absence by District (Primary)</a> <a href="#">Absence by District (Secondary)</a>	Primary School Attendance - % Authorised and Unauthorised Absence and % Attendance - Summary by District Secondary School Attendance - % Authorised and Unauthorised Absence and % Attendance - Summary by District

## Hampshire Ethnic Minority and Traveller Achievement Service



[Return to Index](#)

### Progress and Attainment data booklet - EAL - for East Hants 2024

#### About EMTAS

Removing barriers and inequalities in attainment and achievement is a priority for all schools. Working alongside Head Teachers and using our expert advice, guidance and training, we can support schools to close the performance gap and improve educational outcomes for children and young people from Black and Minority Ethnic (BME) and Traveller groups, including those learning English as an additional language (EAL).

All our work is underpinned by the United Nations Convention on the Rights of the Child (UNCRC) particularly Articles 22, 29 and 30, and is supported by continuous professional development and enhanced DBS (Disclosing and Barring) checks.

#### Core services we offer

- Baseline assessment (Profile Report) for children and young people at point of transfer into their new UK school
- Where appropriate, support for children and young people for whom English is an additional language
- A full range of services to improve access, engagement and participation of Traveller children, young people and parents/carers
- Advice and training for teachers, senior leadership teams, EAL Co-ordinators, Governors, Teaching Assistants and Office staff on all aspects of pedagogy, practice and provision for children at various stages of learning English as an additional language and their families
- Advice and Cultural Awareness training for the Traveller Lead and other staff working with children and families from Traveller backgrounds
- Guidance on the delivery of the Hampshire Young Interpreter Scheme®
- Resources: loan of books, dictionaries, Persona Dolls and artefacts
- Phone line services for parents and practitioners in key languages
- EMTAS e-learning modules (EAL and Traveller-specific)
- Network meetings
- EAL Excellence Award
- Traveller Excellence Award

#### Article 30 - UNCRC Award

Every child has the right to learn and use the language, customs and religion of their family whether or not these are shared by the majority of the people in the country where they live.

[Return to Index](#)

### EMTAS Summary Information

This data booklet shows the progress and attainment of children for whom English is an Additional Language (EAL) in East Hants compared with non-EAL learners (EFL - 'English as a First Language') and with the Hampshire All and National cohorts.

According to the Spring 2024 School Census, 994 (5.7%) of Hampshire's learners of EAL (English as an Additional Language) were in East Hants schools. This is a higher number than in 2023 (904), but in percentage terms the figure remains the same (5.7%).

Within EMTAS, we recognise that different districts of Hampshire will have different needs according to their particular demographic.

All data that have been used are correct at the time of writing but may later be subject to minor changes as new data are published. Dates and sources are acknowledged. In some cases, numbers within ethnic groups are very small. To maintain confidentiality, values of 5 or less represented as <6

Note that where numbers are small although there may be an indication of a particular pattern, it is very difficult to draw any firm conclusions and the data should be used with caution.

Get in touch with EMTAS should you have any questions or queries. We can be reached in the following ways:

By phone - office hours: 08:30 to 17:00 Monday to Thursday and 08:30 to 16:30 Friday (term time only)

Phone: 0370 7794 222

[E-mail: emtas@hants.gov.uk](mailto:emtas@hants.gov.uk)

[Visit our website: www.hants.gov.uk/emtas](http://www.hants.gov.uk/emtas)

Summary

## EYFSP - East Hants, Hampshire and National Outcomes - EAL/EFL/Unspecified - number and % achieving a Good Level of Development (GLD)

Foundation Stage outcomes for East Hants' learners of EAL were below those of their EFL peers. They were also below the 'Hampshire all' and national figures.

	East Hants		Hampshire	National
	2024		2024	2024
	Number of Pupils	% GLD	% GLD	% GLD
EAL	76	59.2%	63.8%	63.6%
English as first language	896	74.0%	73.3%	69.8%
Unspecified	17	41.2%	54.6%	50.4%
All Pupils	989		-	67.7%

\*Data are from Hampshire DaIT Team - EYFSP Final 2024 Good Level of Development Report - 02.12.2024

### Notes:

- Children are considered to have achieved GLD if they have achieved a score of 2 or more in each of the 12 Early Learning Goals (COM01-MAT12)
- Does not include pupils who were absent for assessment or who have missing marks
- Includes pupils in all Hampshire Primary, Special and Independent schools (including Academies)
- Excludes Education Centres and pupils placed out of County
- Data are collected for all pupils aged 5 and over as at the previous 31st August.
- To maintain confidentiality, values of 5 or less represented as <6
- Hampshire data from Keyphas Flat Files
- National Data sourced from Early years foundation stage profile (EYFSP) results by pupil

**Year 1 Phonics - East Hants, Hampshire and National Outcomes - EAL/EFL/Unspecified - number and % Working At (Wa) at the expected standard of Phonic decoding**

East Hants' learners of EAL performed better in the Year 1 Phonics check than their EFL counterparts. They outperformed the 'Hampshire all' and national figures too.

	East Hants			Hampshire			National
	2024			2024			2024
	Number of Pupils	Number Working At (Wa)	% Working At (Wa)	Number of Pupils	Number Working At (Wa)	% Working At (Wa)	% Working At (Wa)
EAL	928	776	83.6%	1676	1317	78.6%	79.8%
English as first language	76	60	79.0%	12801	10450	81.6%	81.1%
Unspecified	<6	<6	66.7%	125	54	43.2%	52.2%
All Pupils	1007	838		14602	11821	-	80.2%

\*Data are from Hampshire DaIT Team - Phonics Final - 02.12.2024

<b>Notes:</b>
Includes pupils in all Hampshire Primary and Special schools (including Academies)
Excludes Education Centres and pupils placed out of County
To maintain confidentiality, values of 5 or less represented as <6
Hampshire data from Keypas Flat Files
National Data sourced from DFE Statistical First Release

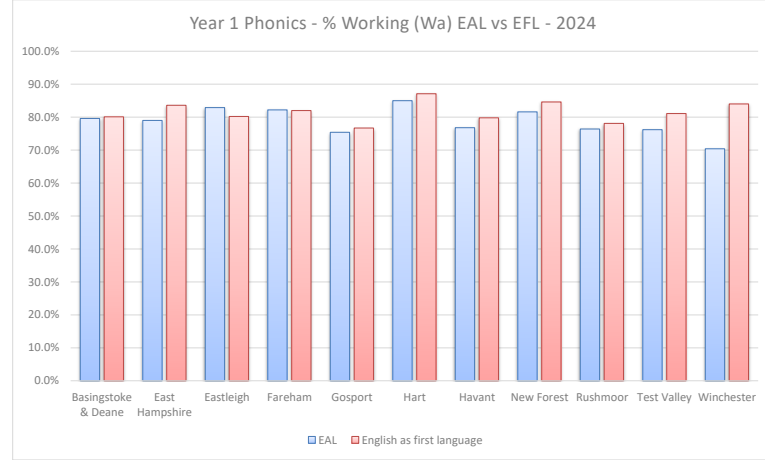
**Year 1 Phonics - East Hants, Hampshire and National Outcomes - EAL/EFL/Unspecified Pupils - number and % Working At (Wa) the expected standard of Phonic decoding**

When compared with the other 10 districts of Hampshire, outcomes for learners of EAL ranked East Hants 6th. Outcomes for their EFL peers placed East Hants 5th.

HIAS District	2024								
	EAL			English as first language			Unspecified		
	Number of Pupils	Number Working At (Wa)	% Working At (Wa)	Number of Pupils	Number Working At (Wa)	% Working At (Wa)	Number of Pupils	Number Working At (Wa)	% Working At (Wa)
Basingstoke & Deane	372	296	79.6%	1649	1320	80.1%	30	14	46.7%
<b>East Hampshire</b>	<b>76</b>	<b>60</b>	<b>79.0%</b>	<b>928</b>	<b>776</b>	<b>83.6%</b>	<b>&lt;6</b>	<b>&lt;6</b>	<b>66.7%</b>
Eastleigh	152	126	82.9%	1363	1093	80.2%	<6	<6	75.0%
Fareham	107	88	82.2%	1188	974	82.0%	<6	<6	40.0%
Gosport	69	52	75.4%	743	570	76.7%	<6	<6	0.0%
Hart	100	85	85.0%	993	865	87.1%	13	<6	30.8%
Havant	99	76	76.8%	1355	1081	79.8%	6	<6	83.3%
New Forest	87	71	81.6%	1410	1193	84.6%	12	<6	33.3%
Rushmoor	352	269	76.4%	821	641	78.1%	21	<6	19.0%
Test Valley	164	125	76.2%	1292	1048	81.1%	15	9	60.0%
Winchester	98	69	70.4%	1059	889	84.0%	13	7	53.9%

\*Data are from Hampshire DaIT Team - Phonics Final - 02.12.2024

**Notes:**  
 Includes pupils in all Hampshire Primary and Special schools (including Academies)  
 Excludes Education Centres and pupils placed out of County  
 To maintain confidentiality, values of 5 or less represented as <6  
 Hampshire data from Keyphas Flat Files  
 Year 2 phonics re-test data are excluded from this analysis



In East Hants in 2024, KS2 outcomes for learners of EAL were below those of children with English as a first language. Outcomes for East Hants were also below 'Hampshire all' for EAL, whereas outcomes for EFL were above the 'Hampshire all' figure. When compared with the national, EAL outcomes were still below.

	East Hants		Hampshire		National
	2024		2024		2024
	Number of Pupils	% EXP	Number of Pupils	% EXP	% EXP
EAL	94	53.2%	1610	63.0%	60.0%
English as first Language	938	65.5%	13944	60.1%	60.0%
Unspecified	<6	0.0%	44	13.6%	27.0%
All Pupils	1037		15598		

\* Data obtained from NEXUS - KS2 Attainment Summary List 2024 - 20.12.2024

**Notes:**

Includes pupils in all Hampshire Primary and Special schools (including Academies)  
 Excludes Education Centres and pupils placed out of County  
 To maintain confidentiality, values of 5 or less represented as <6  
 Hampshire data from Keypas flat files  
 National Data sourced from DFE Statistical First Release National curriculum assessments at key stage 2  
 \* The National BME figure is calculated by DaIT from published data

**Key Stage 2 Reading, Writing and Maths - East Hants, Hampshire and National Outcomes - EAL/EFL/Unspecified Pupils - number and % achieving Expected Standard\* Summary by District and Academic Year**

Ranked 8th in terms of the number of pupils with EAL who took the end of Key Stage SATs in 2024, East Hants' outcomes for these learners placed the district in 11th position compared with the other districts of Hampshire.

HIAS District	2024								
	EAL			English as first language			Unspecified		
	Number of Pupils	Number Working At (Wa)	% Working At (Wa)	Number of Pupils	Number Working At (Wa)	% Working At (Wa)	Number of Pupils	Number Working At (Wa)	% Working At (Wa)
Basingstoke & Deane	315	199	63.2%	1842	1089	59.1%	7	<6	42.9%
<b>East Hampshire</b>	<b>94</b>	<b>50</b>	<b>53.2%</b>	<b>938</b>	<b>614</b>	<b>65.5%</b>	<b>&lt;6</b>	<b>&lt;6</b>	<b>0.0%</b>
Eastleigh	176	114	64.8%	1442	891	61.8%	<6	<6	33.3%
Fareham	83	52	62.7%	1255	787	62.7%	<6	<6	0.0%
Gosport	52	35	67.3%	830	409	49.3%	<6	<6	0.0%
Hart	121	76	62.8%	1058	720	68.1%	<6	<6	0.0%
Havant	109	61	56.0%	1537	824	53.6%	<6	<6	0.0%
New Forest	99	58	58.6%	1670	1038	62.2%	8	<6	12.5%
Rushmoor	286	199	69.6%	845	526	62.2%	<6	<6	0.0%
Test Valley	158	100	63.3%	1343	727	54.1%	<6	<6	0.0%
Winchester	117	70	59.8%	1184	760	64.2%	7	<6	14.3%

\* Data obtained from NEXUS - KS2 Attainment Summary List 2024 - 20.12.2024

**Notes:**

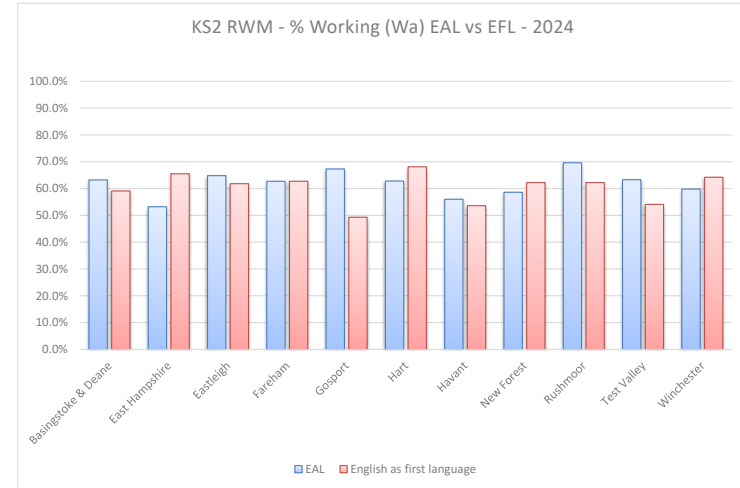
Includes pupils in all Hampshire Primary and Special schools (including Academies)

Excludes Education Centres and pupils placed out of County

To maintain confidentiality, values of 5 or less represented as <6

Hampshire data from Keypas flat files

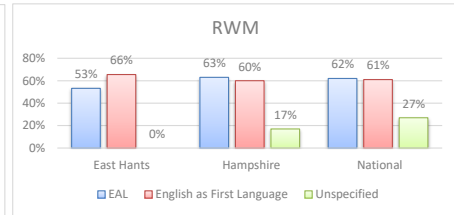

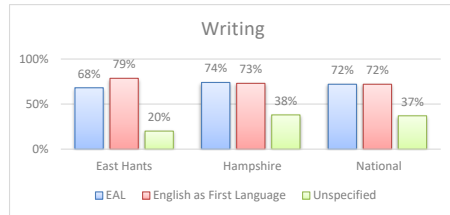
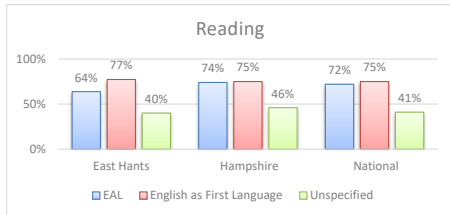
\*\* The National BME figure is calculated by DaIT from published data



**Key Stage 2 Reading, Writing and Maths - Hampshire and National Outcomes - EAL/EFL/Unspecified Pupils - number and % achieving Expected Standard\*  
Summary by Academic Year**

Looking at the components separately, we see that outcomes at KS2 for learners of EAL were stronger in Maths than for EFL learners. However, in Reading and Writing, learners of EAL were outperformed by their EFL peers. In Maths, East Hants' learners of EAL also outperformed the national figures. In Reading, Writing and Maths, learners of EAL were below the 'Hampshire all' figure. They were also below the national figure in Reading and Writing.

	East Hants 2024				Hampshire 2024				National 2024			
	Reading	Writing	Maths	RWM	Reading	Writing	Maths	RWM	Reading	Writing	Maths	RWM
<b>EAL</b>	64%	68%	80%	53%	74%	74%	81%	63%	72%	72%	77%	62%
<b>English as First Language</b>	77%	79%	75%	66%	75%	73%	72%	60%	75%	72%	72%	61%
<b>Unspecified</b>	40%	20%	0%	0%	46%	38%	29%	17%	41%	37%	41%	27%



\* Data obtained from NEXUS - KS2 Attainment Summary List 2024 - 20.12.2024

**Notes:**  
Includes pupils in all Hampshire Primary and Special schools (including Academies)  
Excludes Education Centres and pupils placed out of County  
To maintain confidentiality, values of 5 or less represented as <6  
Hampshire data from Keypas flat files  
National Data sourced from DFE Statistical First Release National curriculum assessments at key stage 2

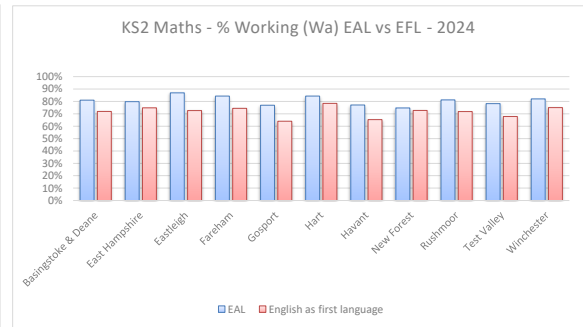
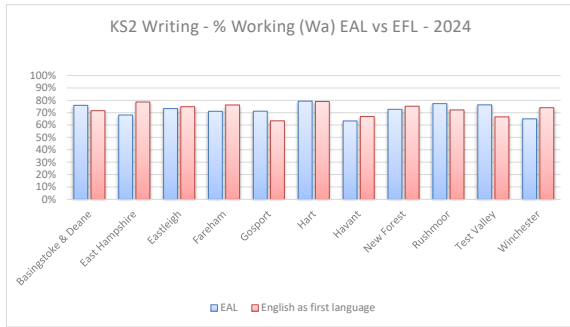
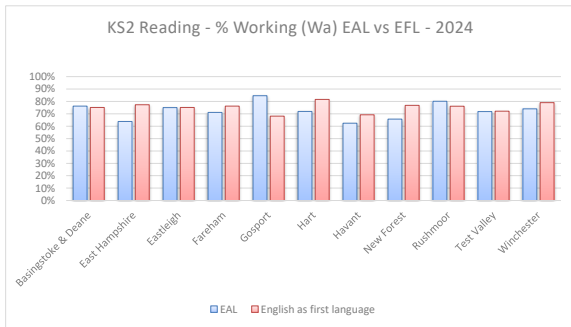
KS2 z

**Hampshire Outcomes - Key Stage 2 Reading, Writing, Maths and Reading, Writing and Maths (combined) - EAL/EFL/Unspecified Pupils - number and % achieving Expected Standard and Greater Depth than Expected Standard\***

[Return to Index](#)

In Reading, outcomes for learners of EAL placed East Hants 10th of the 11 districts of Hampshire with only Havant performing less well. In Writing, East Hants was placed 9th. In Maths, East Hants ranked 7th.

HIAS District	2024								
	EAL	EFL	Unspecified	EAL	EFL	Unspecified	EAL	EFL	Unspecified
	Reading % achieving			Writing % achieving			Maths % achieving		
Basingstoke & Deane	76%	75%	63%	76%	72%	63%	81%	72%	50%
<b>East Hampshire</b>	<b>64%</b>	<b>77%</b>	<b>40%</b>	<b>68%</b>	<b>79%</b>	<b>20%</b>	<b>80%</b>	<b>75%</b>	<b>0%</b>
Eastleigh	75%	75%	100%	73%	75%	67%	87%	73%	33%
Fareham	71%	76%	33%	71%	76%	33%	84%	74%	0%
Gosport	85%	68%	25%	71%	63%	25%	77%	64%	50%
Hart	72%	82%	0%	79%	79%	0%	84%	78%	100%
Havant	62%	69%	0%	63%	67%	0%	77%	65%	0%
New Forest	66%	77%	33%	73%	75%	33%	75%	73%	22%
Rushmoor	80%	76%	0%	77%	72%	50%	81%	72%	0%
Test Valley	72%	72%	33%	76%	67%	33%	78%	68%	33%
Winchester	74%	79%	75%	65%	74%	38%	82%	75%	38%



\* Data obtained from NEXUS - KS2 Attainment Summary List 2024 - 20.12.2024

**Notes:**

- Includes pupils in all Hampshire Primary and Special schools (including Academies)
- Excludes Education Centres and pupils placed out of County
- Hampshire data from Keypas flat files

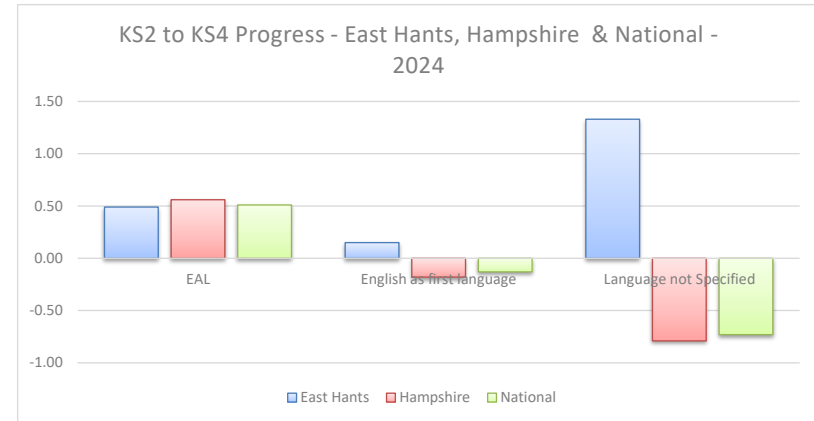
### Summary by Ethnicity and Academic Year

East Hants' learners of EAL made more progress from KS2 to KS4 than their EFL counterparts, but they did not outperform the 'Hampshire all' or the national figures.

	East Hants 2024	Hampshire 2024	National 2024
	KS2 to KS4 Progress	KS2 to KS4 Progress	KS2 to KS4 Progress
EAL	0.49	0.56	0.51
English as first language	0.15	-0.18	-0.13
Language not Specified	1.33	-0.79	-0.73
All Pupils	0.16	-0.14	-0.03

\*Data are from Nexus -KS4 Att8 Prog8 School List 12.05.2025

**Notes:**  
 Includes pupils in all Hampshire Secondary and Special schools (including Academies)  
 Excludes Education Centres and pupils placed out of County  
 To maintain confidentiality, values of 5 or less represented as <6  
 Hampshire data from Key to Success flat files  
 National Data sourced from DFE Statistical First Releases National Characteristics Tables



**Key Stage 4 - East Hants, Hampshire and National Outcomes - EAL/EFL/Unspecified Pupils - % achieving Key Stage 4 benchmarks  
Summary by Ethnicity and Academic Year**

Outcomes for learners of EAL at KS4 were better for the 3 measures shown in comparison with the EFL cohort. When comparing with the 'Hampshire all' and national figures, Progress 8 is lower in East Hants, however, Attainment 8 and % Grade 9-4 English & Maths are higher in East Hants for learners of EAL.

East Hants 2024				
	Number of Pupils	Progress 8	Attainment 8	% Grade 9-4 English & Maths
EAL	40	0.49	55	80.0%
English as first Language	1062	0.15	50.6	73.9%
Unspecified	<6	1.34	41	73.9%

Hampshire 2024				
	Number of Pupils	Progress 8	Attainment 8	% Grade 9-4 English & Maths
EAL	676	0.56	51.3	72.8%
English as first Language	12807	-0.18	45.2	65.0%
Unspecified	23	-0.79	30.6	28.0%

National 2024				
	Number of Pupils	Progress 8	Attainment 8	% Grade 9-4 English & Maths
EAL	-	0.51	48.6	67.5
English as first Language	-	-0.13	45.4	64.5
Unspecified	-	np	np	np

\*Data obtained from NEXUS - KS4 Performance Indicators 30.04.2025

**Notes:**  
Includes pupils in all Hampshire Secondary and Special schools (including Academies)  
Excludes Education Centres and pupils placed out of County  
To maintain confidentiality, values of 5 or less represented as <6  
Hampshire data from Key to Success flat files

**Key Stage 4 - East Hants, Hampshire and National Outcomes - EAL/EFL/Unspecified Pupils and % achieving Key Stage 4 benchmarks  
Summary by District and Academic Year**

East Hants ranked 8th for 'Progress 8' for learners of EAL. For both 'Attainment 8' and '9-4 En Ma', East Hants ranked third.

	2024											
	EAL				English as first language				Unspecified			
	Number of Pupils	Progress 8	Attainment 8	% Grade 9-4 English & Maths	Number of Pupils	Progress 8	Attainment 8	% Grade 9-4 English & Maths	Number of Pupils	Progress 8	Attainment 8	% Grade 9-4 English & Maths
HIAS District												
Basingstoke & Deane	120	0.77	52.6	78.2%	1437	-0.36	42.6	61.2%	<6	0.33	42	61.2%
<b>East Hampshire</b>	<b>40</b>	<b>0.49</b>	<b>55</b>	<b>80.0%</b>	<b>1062</b>	<b>0.15</b>	<b>50.6</b>	<b>73.9%</b>	<6	<b>1.34</b>	<b>41</b>	<b>73.9%</b>
Eastleigh	70	0.82	53.7	72.0%	1489	-0.02	47.9	68.2%	<6	-1.22	35	68.2%
Fareham	38	0.71	50.5	72.2%	1247	-0.15	45.5	66.8%	7	-0.65	30.3	66.8%
Gosport	21	0.41	44.6	60.6%	728	-0.58	36.4	48.7%	<6	-1.58	26	48.7%
Hart	51	0.63	57.6	84.8%	1013	0.04	50.9	74.6%	<6	0		74.6%
Havant	40	0.76	52.4	73.6%	1474	-0.41	39.3	54.9%	<6	-1.35	31.3	54.9%
New Forest	52	0.51	48.8	69.1%	1603	-0.34	43.9	63.9%	<6	0		63.9%
Rushmoor	98	-0.04	43.7	62.1%	511	-0.49	39.9	54.0%	<6	0.02	34	54.0%
Test Valley	67	0.47	47.1	62.6%	1060	-0.18	43.8	63.4%	<6	0.34	20	63.4%
Winchester	79	0.69	59	83.2%	1183	0.24	52.6	77.0%	<6	-2.25	18.5	77.0%

\*Data obtained from NEXUS - KS4 Performance Indicators 30.04.2025

**Note**

Includes pupils in all Hampshire Secondary and Special schools (including Academies)  
Excludes Education Centres and pupils placed out of County  
To maintain confidentiality, values of 5 or less represented as <6  
Hampshire data from Key to Success flat files  
National Data sourced from DFE Statistical First Releases National Characteristics Tables

**Primary School Attendance - East Hants and Hampshire Summary - EAL/EFL/Unspecified Pupils  
Summary by Ethnicity 2023/24 Academic Year**

Authorised absence rates for learners of EAL in East Hants primary schools were higher than for both their EFL peers and for the 'Hampshire all' figure. Unauthorised absence rates were also higher for East Hants learners of EAL compared with both EFL and 'Hampshire all'.

Primary Schools Summary	East Hants			
	Number of Pupils	% Authorised	% Unauthorised	% Attendance
EAL	508	4.5%	1.1%	94.4%
English as first Language	5866	4.1%	0.9%	95.0%
Language not Specified	<6	3.2%	3.2%	93.6%
All Pupils	6375	4.1%	0.9%	95.0%

Hampshire			
Number of Pupils	% Authorised	% Unauthorised	% Attendance
10677	3.9%	0.9%	95.2%
82690	3.9%	1.1%	95.0%
78	4.1%	1.3%	94.6%
93445	3.9%	1.1%	95.0%

Advice on behaviour and attendance can be viewed on the website:

<https://www.hants.gov.uk/educationandlearning/hias/teaching-learning/behaviour-attendance/resources-for-schools>

This is a support site for general queries and advice related to Hampshire school's policies and practices in the areas of general teaching and learning, and pupil behaviour and attendance at school. (Link correct as at March 2024)

**Notes:**

Includes pupils in all Hampshire Primary schools (including academies)

Excludes Education Centres and pupils placed out of County

To maintain confidentiality, values of 5 or less represented as <

Hampshire data sourced from the Spring, Summer and Autumn School Censuses combine

Absence by Ethnicity (Primary)

## Secondary School Attendance - East Hants and Hampshire Summary - EAL/EFL/Unspecified Pupils Summary by Ethnicity 2023/24 Academic Year

At Secondary phase, learners of EAL had lower rates of authorised absence than their EFL peers but higher than the 'Hampshire all' figure. Unauthorised absence rates were also lower than for EFL peers and the 'Hampshire all' figure.

[Return to Index](#)

Secondary Schools Summary	East Hants			
	Number of Pupils	% Authorised	% Unauthorised	% Attendance
EAL	435	5.0%	1.2%	93.8%
English as first Language	5415	6.5%	1.8%	91.7%
Language not Specified	8	6.2%	1.1%	92.7%
All Pupils	5858	6.4%	1.8%	91.8%

Hampshire				
Number of Pupils	% Authorised	% Unauthorised	% Attendance	
6106	4.6%	1.5%	93.9%	
72035	6.4%	2.8%	90.8%	
194	6.8%	2.6%	90.6%	
78335	6.3%	2.7%	91.0%	

Advice on behaviour and attendance can be viewed on the website:

<https://www.hants.gov.uk/educationandlearning/hias/teaching-learning/behaviour-attendance/resources-for-schools>

This is a support site for general queries and advice related to Hampshire school's policies and practices in the areas of general teaching and learning, and pupil behaviour and attendance at school. (Link correct as at March 2024)

### Notes:

Includes pupils in all Hampshire Secondary schools (including academies)

Excludes Education Centres and pupils placed out of County

To maintain confidentiality, values of 5 or less represented as <

Hampshire data sourced from the Spring, Summer and Autumn School Censuses combine

**Primary School Attendance - % Authorised and Unauthorised Absence and % Attendance Summary by District**

At 4.5%, authorised absence rates for academic year 2023-24 at Primary phase for East Hants' learners of EAL placed the district 1st, were higher than rates for EFL learners in this district and higher than the 'Hampshire all' % for learners of EAL (3.9%) Unauthorised absence rates places East Hants 2nd, with Gosport taking top position. East Hants' learners of EAL had a slightly higher % than the 'Hampshire all' figure too, 1.1% compared with 0.9%. Overall attendance was 94% for East Hants, lower than all of the other districts.

[Return to Index](#)

Primary												
% Authorised absence				% Unauthorised absence				% Attendance				
HIAS District	EAL	EFL	Unspecified	HIAS District	EAL	EFL	Unspecified	HIAS District	EAL	EFL	Unspecified	
2023-2024				2023-2024				2023-2024				
Basingstoke & Deane	3.9%	3.9%	4.1%	Basingstoke & Deane	1.0%	1.0%	1.6%	Basingstoke & Deane	95%	95%	94%	
<b>East Hampshire</b>	<b>4.5%</b>	<b>4.1%</b>	<b>3.2%</b>	<b>East Hampshire</b>	<b>1.1%</b>	<b>0.9%</b>	<b>3.2%</b>	<b>East Hampshire</b>	<b>94%</b>	<b>95%</b>	<b>94%</b>	
Eastleigh	4.0%	3.8%	0.3%	Eastleigh	0.8%	1.0%	0.0%	Eastleigh	95%	95%	100%	
Fareham	4.0%	3.6%	2.4%	Fareham	0.8%	0.9%	0.7%	Fareham	95%	96%	97%	
Gosport	4.1%	4.7%	6.4%	Gosport	1.2%	1.5%	1.9%	Gosport	95%	94%	92%	
Hart	3.9%	3.7%	5.0%	Hart	0.6%	0.7%	1.3%	Hart	96%	96%	94%	
Havant	3.9%	4.1%	2.1%	Havant	0.8%	1.5%	4.2%	Havant	95%	94%	94%	
New Forest	4.3%	4.1%	2.7%	New Forest	0.9%	1.2%	1.8%	New Forest	95%	95%	96%	
Rushmoor	3.4%	3.9%	2.1%	Rushmoor	0.9%	1.0%	0.0%	Rushmoor	96%	95%	98%	
Test Valley	4.0%	3.7%	10.0%	Test Valley	0.9%	0.9%	1.0%	Test Valley	95%	95%	89%	
Winchester	4.1%	3.9%	2.3%	Winchester	1.0%	1.1%	0.0%	Winchester	95%	95%	98%	
Hampshire	3.9%	3.9%	4.1%	Hampshire	0.9%	1.1%	1.3%	Hampshire	95.0%	95.2%	94.6%	

**Notes:**

- Includes pupils in all Hampshire Secondary schools (including academies)
- Excludes Education Centres and pupils placed out of County
- To maintain confidentiality, values of 5 or less represented as <6

## Secondary School Attendance - % Authorised and Unauthorised Absence and % Attendance Summary by District

At secondary phase authorised absence rates for learners of EAL were 5.0% ranking East Hants joint 3rd with the New Forest. East Hants' figure was also higher than the EAL 'Hampshire all', 4.6%, but lower than the rate for EFL by district and for the county as a whole (6.5% and 6.4% respectively). In terms of unauthorised absence, East Hants ranked 3rd at 1.2%, below the EAL Hampshire all 1.5%, and below the figures for EFL by district and for the county as a whole. Overall attendance in East Hants was 94%, above the EAL 'Hampshire all' (90.8%) and similar to most other districts, with only Gosport above at 95%.

[Return to Index](#)

### Secondary

% Authorised absence				% Unauthorised absence				% Attendance			
HIAS District	EAL	EFL	Unspecified	HIAS District	EAL	EFL	Unspecified	HIAS District	EAL	EFL	Unspecified
	2023-2024				2023-2024				2023-2024		
Basingstoke & Deane	4.6%	6.8%	4.7%	Basingstoke & Deane	1.4%	2.7%	1.2%	Basingstoke & Deane	94%	91%	94%
<b>East Hampshire</b>	<b>5.0%</b>	<b>6.5%</b>	<b>6.2%</b>	<b>East Hampshire</b>	<b>1.2%</b>	<b>1.8%</b>	<b>1.1%</b>	<b>East Hampshire</b>	<b>94%</b>	<b>92%</b>	<b>93%</b>
Eastleigh	4.6%	6.3%	6.8%	Eastleigh	1.3%	2.5%	6.7%	Eastleigh	94%	91%	87%
Fareham	4.9%	7.0%	6.5%	Fareham	1.1%	2.2%	0.7%	Fareham	94%	91%	93%
Gosport	3.4%	5.7%	2.3%	Gosport	1.9%	5.3%	3.4%	Gosport	95%	89%	94%
Hart	5.5%	6.5%	5.6%	Hart	0.9%	1.7%	0.1%	Hart	94%	92%	94%
Havant	3.9%	5.8%	8.2%	Havant	2.0%	4.4%	5.9%	Havant	94%	90%	86%
New Forest	5.0%	7.0%	10.3%	New Forest	1.7%	2.6%	1.7%	New Forest	93%	90%	88%
Rushmoor	4.2%	7.1%	4.1%	Rushmoor	1.4%	2.9%	0.6%	Rushmoor	94%	90%	95%
Test Valley	4.3%	6.6%	4.9%	Test Valley	1.9%	3.1%	1.5%	Test Valley	94%	90%	94%
Winchester	5.1%	5.6%	23.7%	Winchester	1.6%	2.0%	3.6%	Winchester	92%	93%	73%
Hampshire	4.6%	6.4%	6.8%	Hampshire	1.5%	2.8%	2.6%	Hampshire	90.8%	93.9%	90.6%

#### Notes:

- Includes pupils in all Hampshire Secondary schools (including academies)
- Excludes Education Centres and pupils placed out of County
- To maintain confidentiality, values of 5 or less represented as <6