

## Winchester Databook

[EMTAS](#)

### About EMTAS

[Summary](#)

EMTAS Summary Information

[EAL](#)

[EAL Graph](#)

[Lang Top 15](#)

[Ethnicity Summary](#)

[Ethnicity by District](#)

[Ethnicity by District Graph](#)

[FSM & BME by Ethnicity](#)

[FSM & BME by District](#)

### Ethnicity and Language

Language - Hampshire Summary - Pupils for whom English is an Additional Language (EAL) Summary by District and Academic Year

Language - Hampshire Summary - Pupils for whom English is an Additional Language (EAL) Summary by District and Academic Year

Language - Winchester and Hampshire Summary - Pupils for whom English is an Additional Language (EAL) Top 15

Ethnicity - Winchester and Hampshire Summary - Pupils for whom English is an Additional Language (EAL) Summary by Ethnicity and Academic Year

Ethnicity - Hampshire Summary - Black and Minority Ethnic (BME) pupils including those of Traveller Heritage Summary by District and Academic Year

Ethnicity - Hampshire Summary - Black and Minority Ethnic (BME) pupils including those of Traveller Heritage Bar Graph by District and Academic Year

Ethnicity - Winchester and Hampshire Summary - Free School Meal (FSM) pupils who are also Black and Minority Ethnic (BME) pupils including those of Traveller Heritage Summary by Ethnicity and Academic Year

Ethnicity - Hampshire Summary - Free School Meal (FSM) pupils who are also Black and Minority Ethnic (BME) pupils including those of Traveller Heritage Summary by District and Academic Year

### EMTAS New Arrival Referrals

[EMTAS Referrals](#)

[EMTAS GTRSB Work](#)

EMTAS Referrals - Winchester and Hampshire Summary - Pupils for whom English is an Additional Language (EAL) Summary by Language and Academic Year

Gypsy, Traveller, Roma, Showmen and Boater (GTRSB) - Summary of EMTAS work supporting children from these communities by District and Academic Year

### Census Information Booklet for Winchester 2023

#### About EMTAS

Removing barriers and inequalities in engagement, progress and attainment is a priority for all schools. We work with school-based practitioners to develop practice and provision for children and young people from Black and Minority Ethnic (BME) and Traveller groups, including those learning English as an additional language (EAL).

All our work is underpinned by the United Nations Convention on the Rights of the Child (UNCRC) particularly Articles 22, 29 and 30, and is supported by continuous professional development and enhanced DBS (Disclosure and Barring) checks.

#### Core services we offer

- baseline assessment (Profile Report) for children and young people at point of transfer into their new UK school
- where appropriate, support for children and young people for whom English is an additional language
- a full range of services to improve access, engagement and participation of Traveller children, young people and parents/carers
- advice and training for teachers, senior leadership teams, EAL Co-ordinators, Traveller Co-ordinators, Governors, Teaching Assistants and Office staff on all aspects of pedagogy, practice and provision for children at various stages of learning English as an additional language and their families, and for those of Traveller heritage
- guidance on the delivery of the award-winning Hampshire Young Interpreter Scheme®
- resources: loan of books, dictionaries, Persona Dolls and artefacts
- phone line services for parents and practitioners in key languages
- advice and support where there are EAL/SEND concerns about a child
- EMTAS e-learning modules
- network meetings
- EAL and Traveller Excellence Awards (whole school)
- Heritage Honours Award (for pupils)

#### **Article 30 United Nation Convention on the Rights of the Child**

Every child has the right to learn and use the language, customs and religion of their family whether or not these are shared by the majority of the people in the country where they live.

## EMTAS Summary Information

According to the Spring 2023 School Census, 8.6% of Hampshire's Black, Minority Ethnic and Traveller children were in Winchester schools (taken from the 'Ethnicity District' tab). This equates to 2676 children and represents a small increase in numbers compared with 2366 pupils in 2022 (8.3%). 1234 (7.7%) of Hampshire's EAL (English as an Additional Language) learners were in Winchester schools according to the Spring census 2022. The number of pupils for whom English is an additional language is higher than in 2022 (999), and in percentage terms the figure shows a rise (from 7.4% in 2022).

In the academic year 2022-23 a total of 1117 children were referred to Hampshire's Ethnic Minority and Traveller Achievement Service, a high figure for the Service but not dissimilar to 2021-22. Of these 1117, 66 children were referred by schools in the Winchester district, 33 fewer than in 2021-22.

Academic results for BME and Traveller groups are collected, analysed and reported on by Hampshire EMTAS annually. A summary analysis comparing the attainment and progress of BME and 'Hampshire All' is carried out in addition to more detailed analysis of attainment within individual groups. These data and analyses are made available by district in a separate progress and attainment data booklet. It also captures a range of other information such as attendance, the percentage of children eligible for Free School Meals (FSM) as well as the changing profile of the district in terms of languages and ethnic groups.

Within EMTAS, we recognise that different districts of Hampshire will have different needs according to their particular demographic.

All data that have been used are correct at the time of writing but may later be subject to minor changes as new data are published. Dates and sources are acknowledged. In some cases, numbers within ethnic groups are very small. To maintain confidentiality, values of 5 or less represented as <6.

Note that where numbers are small, although they may give an indication of a particular pattern it is very difficult to draw any firm conclusions and the data should therefore be used with caution.

Please get in touch with EMTAS should you have any questions or queries. We can be reached in the following ways:

By phone: Office hours: 08:30 to 17:00 Monday to Thursday and 08:30 to 16:30 Friday (term time only)  
0370 7794 222

[By email: emtas@hants.gov.uk](mailto:emtas@hants.gov.uk)

[Visit our website: www.hants.gov.uk/emtas](http://www.hants.gov.uk/emtas)

## Language - Hampshire Summary - Pupils for whom English is an Additional Language (EAL) Summary by District and Academic Year

Winchester has the fifth highest number and percentage of pupils with EAL in Hampshire, a 3 year trend for this district. The number of pupils speaking EAL in Winchester has risen steadily over the last three years, mirroring the pattern seen across most of the rest of the county. This is illustrated by the graph on the next tab (EAL Graph).

HIAS District	2023		2022		2021		Percentage change from 2022 to 2023	Percentage change from 2021 to 2022
	Number of Pupils	% of All EAL	Number of Pupils	% of All EAL	Number of Pupils	% of All EAL		
Basingstoke & Deane	3436	21.8%	3094	23.0%	2809	22.5%	-1.2%	0.5%
East Hampshire	904	5.7%	743	5.5%	700	5.6%	0.2%	-0.1%
Eastleigh	1620	10.3%	1329	9.9%	1200	9.6%	0.4%	0.3%
Fareham	790	5.0%	647	4.8%	606	4.8%	0.2%	0.0%
Gosport	568	3.6%	486	3.6%	446	3.6%	0.0%	0.0%
Hart	1061	6.7%	860	6.4%	831	6.6%	0.3%	-0.3%
Havant	935	5.9%	810	6.0%	775	6.2%	-0.1%	-0.2%
New Forest	961	6.1%	848	6.3%	811	6.5%	-0.2%	-0.2%
Rushmoor	2664	16.9%	2263	16.8%	2101	16.8%	0.1%	0.0%
Test Valley	1593	10.1%	1393	10.3%	1312	10.5%	-0.2%	-0.2%
<b>Winchester</b>	<b>1234</b>	<b>7.8%</b>	<b>999</b>	<b>7.4%</b>	<b>918</b>	<b>7.3%</b>	<b>0.4%</b>	<b>0.1%</b>
<b>EAL</b>	<b>15766</b>	<b>100.0%</b>	<b>13472</b>	<b>100.0%</b>	<b>12509</b>	<b>100.0%</b>		

\*\* Data are from HCC Spring 2023 School Census - 27/03/2023

### Notes:

EAL pupils are those not in English (ENG), Believed to be English (ENB), British Sign Language (BSL), Information Not Obtained (NOBT), Refused (REF) and Classification Pending (ZZZ)

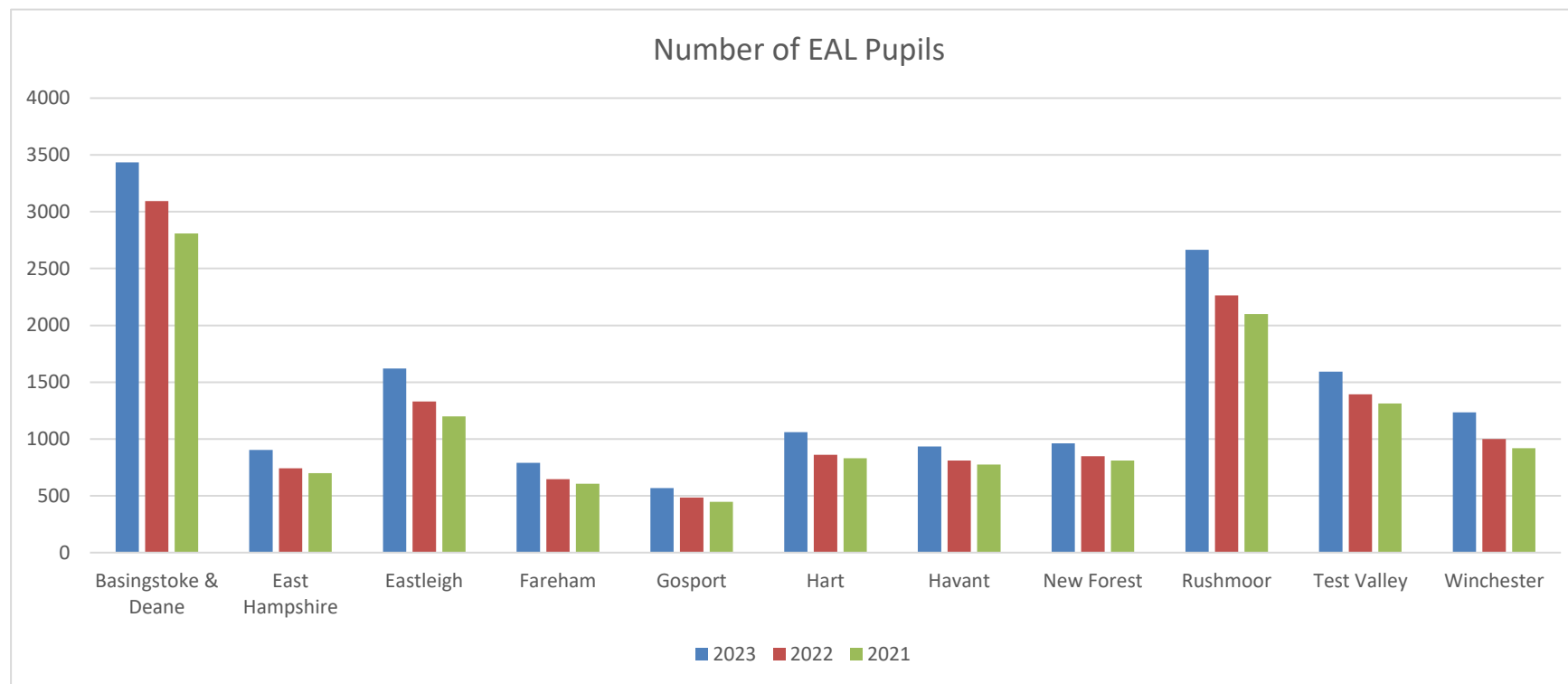
Includes pupils in all Hampshire Primary, Secondary and Special schools (including Academies)

Excludes Education Centres and pupils placed out of County

Hampshire data sourced from the 2021, 2022 & 2023 Spring School Censuses

## Language - Hampshire Summary - Pupils for whom English is an Additional Language (EAL) Summary by District and Academic Year

\*\* Data are from HCC Spring 2023 School Census - 27/03/2023



### Notes:

EAL pupils are those not in English (ENG), Believed to be English (ENB), British Sign Language (BSL), Information Not Obtained (NOBT), Refused (REF) and Classification Pending (ZZZ)

Includes pupils in all Hampshire Primary, Secondary and Special schools (including Academies)

Excludes Education Centres and pupils placed out of County

Hampshire data sourced from the 2021, 2022 & 2023 Spring School Censuses

## Language - Winchester and Hampshire Summary - Pupils for whom English is an Additional Language (EAL)

### Top 15

[Return to Index](#)

Census languages have shown some significant shifts since 2021 but overall, the census language data reflect a more static picture than the EMTAS New Arrivals languages. Polish has been the top language in Winchester since 2021 with 'Chinese' rising to second place since 2022 due to the influx of children coming from Hong Kong via the Hong Kong British Nationals Overseas programme. Ukrainian came in third in 2023, the first time Winchester has seen significant numbers of children speaking this language. Many of the Russian speakers recorded in the census are also from Ukraine. These children are here because of the war in Ukraine. Note that languages recorded in the Census may differ from the languages spoken by children referred to as new arrivals to EMTAS.

Language data are collected termly; ethnicity data are collected in the Spring Term only. Accurate recording of pupils' home/first languages enables better targeting of additional resources. EMTAS have produced a leaflet giving further information about home/first language which is available on our website -

[EALparentsfirstlanguageanddescription.pdf \(hants.gov.uk\)](#)

Winchester			
First Language	2023	2022	2021
Polish	146	145	138
Chinese *	107	98	47
Ukrainian	102	<6	<6
Nepali	71	73	59
Russian	54	26	25
Spanish	54	50	47
Hungarian	51	44	36
French	51	48	43
Italian	43	43	40
Romanian	37	34	30
Bengali	36	34	32
Arabic	34	31	32
Malayalam	30	18	12
German	27	27	32
Portuguese	21	22	22
Turkish	20	16	14
Urdu	20	19	19
<b>EAL Total</b>	<b>1234</b>	<b>999</b>	<b>918</b>

Hampshire			
First Language	2023	2022	2021
Polish	2328	2278	2009
Nepali	1393	1278	1031
Romanian*	890	727	643
Chinese*	800	691	458
Malayalam	705	509	397
Ukrainian	591	17	15
Portuguese*	512	465	428
Urdu	484	437	361
Russian	482	307	247
Turkish	462	389	295
Hindi	397	378	312
Tamil	380	334	249
Spanish	379	372	332
Arabic	325	283	259
Bengali*	307	301	284
<b>EAL Total</b>	<b>15766</b>	<b>13472</b>	<b>11473</b>

Top 15 Winchester

Top 15 Hampshire

Those Language groups with a star (\*) have been combined as detailed below:

**Filipino includes:**

Tagalog / Filipino  
Tagalog  
Filipino

**Romanian includes:**

Romanian  
Romanian (Moldova)  
Romanian (Romania)

**Arabic includes:**

Arabic  
Arabic (Morocco)  
Arabic (Iraq)  
Arabic (Any Other)  
Arabic (Algeria)

**Portuguese includes:**

Portuguese  
Portuguese (Any Other)  
Portuguese (Brazil)

**Punjabi includes:**

Punjabi (Pothwari)  
Punjabi (Mirpuri)  
Punjabi (Gurmukhi)  
Punjabi (Any Other)  
Punjabi

**Bengali includes:**

Bengali  
Bengali (Sylheti)  
Bengali (Any Other)

**Chinese includes:**

Chinese  
Chinese (Mandarin / Putonghua)

Chinese (Any Other)

**Notes:**

- EAL pupils are those not in English (ENG), Believed to be English (ENB), British Sign Language (BSL), Information Not Obtained (NOBT), Refused (REF) and Classification Pending (ZZZ)
- Ethnic Group and language(s) spoken are defined by parents and/or pupils (if over the age of 11)
- Note there is some subgrouping of languages which may affect the accuracy of the data
- Includes all Hampshire part time and full time pupils with a single registration (or main registration if dual registered)
- Hampshire data sourced from the Spring School Censuses

## Ethnicity - Winchester and Hampshire Summary - Pupils for whom English is an Additional Language (EAL) Summary by Ethnicity and Academic Year

The largest ethnic minority group in Winchester district is White Other (WOTH) which reflects the population of families originating from Poland and Ukraine and includes those who originate from other parts of Europe speaking languages including French, Spanish, Italian and Romanian. WOTH has held top place for the last three years. Any Other Mixed Background (MOTH) and Mixed White and Asian (MWAS) are the next largest ethnic groups in the district with Any Other Asian (AOTH) coming in fourth.

The percentage of BME, below, is different from that shown within the 'Ethnicity District' tab as this percentage is generated from all the Pupils in this district, not all of Hampshire

Ethnicity Description	Winchester						Hampshire					
	2023		2022		2021		2023		2022		2021	
	Number of Pupils	% of District	Number of Pupils	% of District	Number of Pupils	% of District	Number of Pupils	% of Hampshire	Number of Pupils	% of Hampshire	Number of Pupils	% of Hampshire
White - British	13095	82.2%	13267	84.1%	13355	85.0%	151644	82.3%	152747	83.6%	153200	84.4%
White - Irish	51	0.3%	52	0.3%	55	0.3%	284	0.2%	295	0.2%	279	0.2%
Gypsy / Roma	119	0.7%	125	0.8%	119	0.8%	666	0.4%	624	0.3%	600	0.3%
Traveller of Irish Heritage	22	0.1%	18	0.1%	15	0.1%	121	0.1%	131	0.1%	118	0.1%
Any Other White Background	848	5.3%	710	4.5%	713	4.5%	8662	4.7%	7903	4.3%	7656	4.2%
White and Black Caribbean	98	0.6%	104	0.7%	97	0.6%	1473	0.8%	1439	0.8%	1348	0.7%
White and Black African	91	0.6%	94	0.6%	95	0.6%	1326	0.7%	1261	0.7%	1178	0.6%
White and Asian	298	1.9%	274	1.7%	255	1.6%	2601	1.4%	2518	1.4%	2400	1.3%
Any Other Mixed Background	315	2.0%	299	1.9%	272	1.7%	3382	1.8%	3150	1.7%	2969	1.6%
Indian	156	1.0%	133	0.8%	117	0.7%	2865	1.6%	2556	1.4%	2307	1.3%
Pakistani	31	0.2%	31	0.2%	29	0.2%	634	0.3%	585	0.3%	536	0.3%
Bangladeshi	53	0.3%	54	0.3%	50	0.3%	408	0.2%	404	0.2%	407	0.2%
Any Other Asian Background	201	1.3%	199	1.3%	183	1.2%	3263	1.8%	3032	1.7%	2704	1.5%
Black - Caribbean	7	0.0%	<6	0.1%	<6	0.0%	317	0.2%	298	0.2%	289	0.2%
Black - African	96	0.6%	66	0.4%	66	0.4%	2166	1.2%	1754	1.0%	1581	0.9%
Any Other Black Background	39	0.2%	26	0.2%	26	0.2%	592	0.3%	595	0.3%	588	0.3%
Chinese	148	0.9%	104	0.7%	46	0.3%	1047	0.6%	840	0.5%	614	0.3%
Any Other Ethnic Group	103	0.6%	72	0.5%	73	0.5%	1269	0.7%	1145	0.5%	1067	0.6%
BME	2676	16.8%	2366	15.0%	2215	14.1%	31076	16.9%	28530	15.6%	26641	14.7%
Non BME - Other	156	1.0%	142	0.9%	147	0.9%	1427	0.8%	1440	0.8%	1569	0.9%
All Pupils	15926	100.0%	15775	100.0%	15717	100.0%	184147	100.0%	182717	100.0%	181410	100.0%

Non BME - White British
BME
Non BME - Other
All Pupils

\*\* Data are from HCC Spring 2023 School Census - 27/03/2023

### Notes:

BME pupils are those not in White British (WBRI), Refused (REFU) and Information Not Yet Obtained (NOBT)  
 Non BME (Other) includes Refused (REFU), Information Not Yet Obtained (NOBT) and Information Not Provided  
 Ethnic Group is defined by parents and/or pupils (if over the age of 11)  
 Includes pupils in all Hampshire Primary, Secondary and Special schools (including Academies)  
 Excludes Education Centres and pupils placed out of County  
 To maintain confidentiality, values of 5 or less represented as <6  
 Hampshire data sourced from the 2021, 2022 & 2023 Spring School Censuses

## Ethnicity - Hampshire Summary - Black and Minority Ethnic (BME) pupils including those of Traveller Heritage Summary by District and Academic Year

Winchester has the fifth highest number and percentage of pupils from BME backgrounds of all the districts of Hampshire.  
The number of BME pupils in Winchester has slowly increased since 2021 in line with the trend across all other districts of Hampshire.

District	2023		2022		2021		Percentage change from 2022 to 2023	Percentage change from 2021 to 2022
	Number of Pupils	% BME	Number of Pupils	% BME	Number of Pupils	% BME		
Basingstoke & Deane	6242	20.8%	5792	20.3%	5323	20.0%	7.8%	8.8%
East Hampshire	1767	5.6%	1599	5.6%	1496	5.6%	10.5%	6.9%
Eastleigh	3374	10.8%	3077	10.8%	2837	10.6%	9.7%	8.5%
Fareham	1844	5.9%	1682	5.9%	1564	5.9%	9.6%	7.5%
Gosport	1157	3.7%	1091	3.8%	1038	3.9%	6.0%	5.1%
Hart	2498	8.0%	2276	8.0%	2161	8.1%	9.8%	5.3%
Havant	2193	7.1%	1994	7.0%	1879	7.1%	10.0%	6.1%
New Forest	2112	7.0%	1981	6.9%	1895	7.1%	6.6%	4.5%
Rushmoor	4114	13.2%	3677	12.9%	3408	12.8%	11.9%	7.9%
Test Valley	3099	9.9%	2995	10.5%	2825	10.6%	3.5%	6.0%
<b>Winchester</b>	<b>2676</b>	<b>8.6%</b>	<b>2366</b>	<b>8.3%</b>	<b>2215</b>	<b>8.3%</b>	<b>13.1%</b>	<b>6.8%</b>
<b>BME</b>	<b>31076</b>	<b>100.0%</b>	<b>28530</b>	<b>100.0%</b>	<b>26641</b>	<b>100.0%</b>	<b>8.9%</b>	<b>7.1%</b>

BME

\*\* Data are from HCC Spring 2023 School Census - 27.03.2023

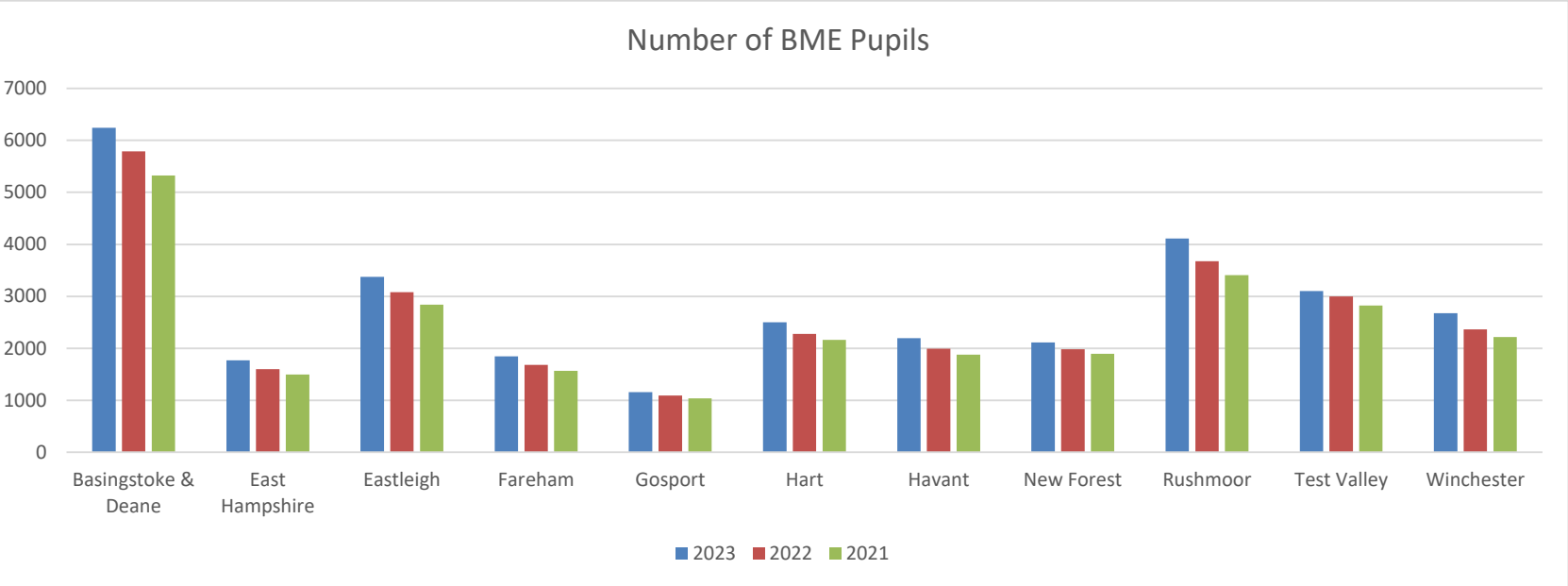
### Notes:

BME pupils are those not in White British (WBRI), Refused (REFU) and Information Not Yet Obtained (NOBT)  
Non BME (Other) includes Refused (REFU), Information Not Yet Obtained (NOBT) and Information Not Provided  
Ethnic Group is defined by parents and/or pupils (if over the age of 11)  
Includes all Hampshire part time and full time pupils with a single registration (or main registration if dual registered)  
Hampshire data sourced from the Spring School Censuses  
The % figures are %s of the total number of BME in Hampshire



**Ethnicity - Hampshire Summary - Black and Minority Ethnic (BME) pupils including those of Traveller Heritage  
Bar Graph by District and Academic Year**

\*\* Data are from HCC Spring 2023 School Census - 27/3/2023



**Ethnicity - Winchester and Hampshire Summary - Free School Meal (FSM) pupils who are also Black and Minority Ethnic (BME) pupils including those of Traveller Heritage**  
**Summary by Ethnicity and Academic Year**

These data refer to take up of free school meals and may not necessarily reflect eligibility and need. This is because not all families may apply for FSM due to a number of reasons.

Ethnicity Description	Winchester						Hampshire					
	2023		2022		2021		2023		2022		2021	
	Number of Pupils	% of Total FSM & BME	Number of Pupils	% of Total FSM & BME	Number of Pupils	% of Total FSM & BME	Number of Pupils	% of Total FSM & BME	Number of Pupils	% of Total FSM & BME	Number of Pupils	% of Total FSM & BME
White - Irish	<6	0.5%	<6	0.4%	<6	0.4%	44	0.9%	38	0.9%	29	0.9%
Gypsy / Roma	53	12.5%	44	15.5%	39	16.4%	374	7.6%	319	8.1%	293	8.8%
Traveller of Irish Heritage	15	3.5%	13	4.6%	11	4.0%	75	1.5%	74	1.9%	64	1.9%
Any Other White Background	145	34.2%	50	17.6%	38	16.0%	1333	27.0%	747	19.1%	613	18.4%
White and Black Caribbean	29	6.8%	30	10.6%	25	10.5%	474	9.6%	435	11.1%	372	11.1%
White and Black African	28	6.6%	24	8.5%	22	9.2%	447	9.1%	407	10.4%	350	10.5%
White and Asian	22	5.2%	17	6.0%	14	5.9%	314	6.4%	264	6.7%	229	6.9%
Any Other Mixed Background	47	11.1%	36	12.7%	31	13.0%	619	12.6%	561	14.3%	487	14.6%
Indian	9	2.1%	6	2.1%	<6	0.8%	88	1.8%	67	1.7%	60	1.8%
Pakistani	<6	0.9%	<6	1.4%	<6	1.7%	86	1.7%	75	1.9%	69	2.1%
Bangladeshi	11	2.6%	11	3.9%	6	2.5%	61	1.2%	58	1.5%	50	1.5%
Any Other Asian Background	9	2.1%	13	4.6%	6	2.5%	276	5.6%	253	6.5%	206	6.2%
Black - Caribbean	0	0.0%	0	0.0%	0	0.0%	50	1.0%	49	1.3%	46	1.4%
Black - African	13	3.1%	14	4.9%	14	5.9%	281	5.7%	263	6.7%	206	6.2%
Any Other Black Background	7	1.7%	<6	1.4%	<6	2.1%	111	2.3%	100	2.6%	103	3.1%
Chinese	8	1.8%	<6	1.1%	<6	1.7%	45	0.9%	35	0.9%	31	0.9%
Any Other Ethnic Group	22	5.2%	14	4.9%	16	6.7%	254	5.2%	175	4.5%	131	3.9%
<b>FSM and BME</b>	<b>418</b>	<b>100.0%</b>	<b>284</b>	<b>100.0%</b>	<b>238</b>	<b>100.0%</b>	<b>4932</b>	<b>100.0%</b>	<b>3920</b>	<b>100.0%</b>	<b>3339</b>	<b>100.0%</b>

**Notes:**

- BME pupils are those not in White British (WBRI), Refused (REFU) and Information Not Yet Obtained (NOBT)
- Non BME (Other) includes Refused (REFU), Information Not Yet Obtained (NOBT) and Information Not Provided
- Ethnic Group is defined by parents and/or pupils (if over the age of 11)
- Includes pupils in all Hampshire Primary, Secondary and Special schools (including Academies)
- Excludes Education Centres and pupils placed out of County
- To maintain confidentiality, values of 5 or less represented as <6
- Hampshire data sourced from the 2021, 2022 & 2023 Spring School Censuses

## Ethnicity - Hampshire Summary - Free School Meal (FSM) pupils who are also Black and Minority Ethnic (BME) pupils including those of Traveller Heritage

### Summary by District and Academic Year

These data refer to take up of free school meals and may not necessarily reflect eligibility and need. Therefore the data may not be an entirely true representation of the BME population as not all families may apply for FSM due to a number of reasons.

HIAS District	2023		2022		2021	
	Number of Pupils	% of Total FSM & BME	Number of Pupils	% of Total FSM & BME	Number of Pupils	% of Total FSM & BME
Basingstoke & Deane	891	18.1%	760	19.4%	627	18.8%
East Hampshire	261	5.3%	188	4.8%	155	4.6%
Eastleigh	524	10.6%	424	10.8%	367	11.0%
Fareham	258	5.2%	201	5.1%	164	4.9%
Gosport	222	4.5%	196	5.0%	167	5.0%
Hart	373	7.6%	262	6.7%	235	7.0%
Havant	444	9.0%	363	9.3%	312	9.3%
New Forest	469	9.5%	372	9.5%	329	9.9%
Rushmoor	615	12.5%	522	13.3%	450	13.5%
Test Valley	451	9.2%	348	8.9%	295	8.8%
<b>Winchester</b>	<b>418</b>	<b>8.5%</b>	<b>284</b>	<b>7.2%</b>	<b>238</b>	<b>7.1%</b>
<b>FSM and BME</b>	<b>4926</b>	<b>100.0%</b>	<b>3920</b>	<b>100.0%</b>	<b>3339</b>	<b>100.0%</b>

#### Notes:

- BME pupils are those not in White British (WBRI), Refused (REFU) and Information Not Yet Obtained (NOBT)
- Non BME (Other) includes Refused (REFU), Information Not Yet Obtained (NOBT) and Information Not Provided
- Ethnic Group is defined by parents and/or pupils (if over the age of 11)
- Includes pupils in all Hampshire Primary, Secondary and Special schools (including Academies)
- Excludes Education Centres and pupils placed out of County
- To maintain confidentiality, values of 5 or less represented as <6
- Hampshire data sourced from the 2021, 2022 & 2023 Spring School Censuses

**EMTAS Referrals - Winchester and Hampshire Summary - Pupils for whom English is an Additional Language (EAL)  
Summary by Language and Academic Year**

EMTAS new referral data have been included to give an indication of the languages and backgrounds of those pupils who are most recently arrived. In Winchester, the highest numbers of referrals 2022-23 were for Ukrainian- and Russian-speaking children who arrived in the district due to the war in Ukraine that began in the Spring of 2022. In addition, in 2022-23 EMTAS supported 115 Winchester children of Traveller heritage.

Winchester			
Language	2022-2023	2021-2022	2020-2021
Ukrainian	16	32	
Russian	15	10	
Nepali	<6	<6	<6
Cantonese	<6	23	7
Mandarin	<6		
Arabic	<6	<6	<6
Dari	<6		
Twi	<6		
Persian	<6		
Turkish	<6		<6
Akan	<6		
Gujarati	<6		
Hebrew	<6		
Hindi	<6		
Hungarian	<6	<6	
Kurdish Sorani	<6		
Malayalam	<6	<6	
Pashto	<6		
Romanian	<6	<6	<6
<b>Grand Total</b>	<b>66</b>	<b>99</b>	<b>31</b>

Hampshire			
Language	2022-2023	2021-2022	2020-2021
Ukrainian	147	191	<6
Malayalam	90	52	13
Russian	86	68	13
Cantonese	75	124	33
Nepali	74	83	77
Romanian	63	52	55
Polish	59	55	59
Turkish	40	36	37
Portuguese	37	30	28
Pashto	32	35	9
Arabic	29	26	38
Albanian	28	<6	<6
Urdu	24	12	12
Tamil	20	16	<6
English	17	131	61
Kurdish Sorani	17	8	8
<b>Grand Total</b>	<b>1117</b>	<b>1131</b>	<b>629</b>

Top 15 Winchester
Top 15 Hampshire

**Notes:**

- Ethnic Group is defined by parents and/or pupils (if over the age of 11)
- To maintain confidentiality, values of 5 or less represented as <6
- Source: EMTAS New Arrival/GRT Referral data Academic Years 2020/21, 2021/22 & 2022/23
- Only Referral languages that appear in the top 15 for either the District or County are shown.

## Gypsy, Traveller, Roma, Showmen and Boater (GTRSB) - Summary of EMTAS work supporting children from these communities by District and Academic Year

[Return to Index](#)

The data in the table below show numbers of children of GTRSB heritage who have been supported in school by EMTAS in the academic years shown. The numbers do not reflect the entire GTRSB population in any of the districts. They do, however, include GTRSB children who may ascribe as WROM or WIRT or who are identified as Travellers or Showmen in the Traveller Questionnaire that is sent to schools annually.

HIAS District	2022/2023	2021/2022	2020/2021**
	Number of Pupils	Number of Pupils	Number of Pupils
<b>Winchester</b>	<b>115</b>	<b>104</b>	<b>37</b>
Hart	66	46	26
East Hampshire	37	22	17
Basingstoke & Deane	29	21	14
New Forest	14	8	<6
Havant	7	8	7
Test Valley	<6	<6	<6
Rushmoor	<6	<6	<6
Eastleigh	<6	<6	<6
Fareham	<6	<6	<6
Gosport	<6	<6	<6
<b>GTRSB</b>	<b>281</b>	<b>219</b>	<b>115</b>

Key Stage	2022/2023	2021/2022	2020/2021**
	Number of Pupils	Number of Pupils	Number of Pupils
EYFS	<6	16	<b>0</b>
KS1	49	48	25
KS2	142	79	46
KS3	60	56	33
KS4	26	20	11
<b>GTRSB</b>	<b>281</b>	<b>219</b>	<b>115</b>

### Notes:

EMTAS began compiling separate GTRSB data in the Spring term 2020 hence the numbers for 2020-21 reflect 2 terms' work, not a full academic year.

The GTRSB data above are based on support delivered to children in Hampshire-maintained schools and academies that have bought in.

## Gypsy, Traveller, Roma, Showmen and Boater (GTRSB) - populations on roll in Hampshire

[Return to Index](#)

The data in the table below show the known population of children of various GTRSB heritages on roll in Hampshire schools for the date ranges shown. These may include children ascribed as White Irish Travellers (WIRT) or White Roma (WROM) as well as children from Showmen families (Circus and Fairground). The actual number of GTRSB children may be higher than the data suggest for reasons related to ascription and/or children not having been identified on any of the data sources used by schools to capture demographic information about their pupil cohorts.

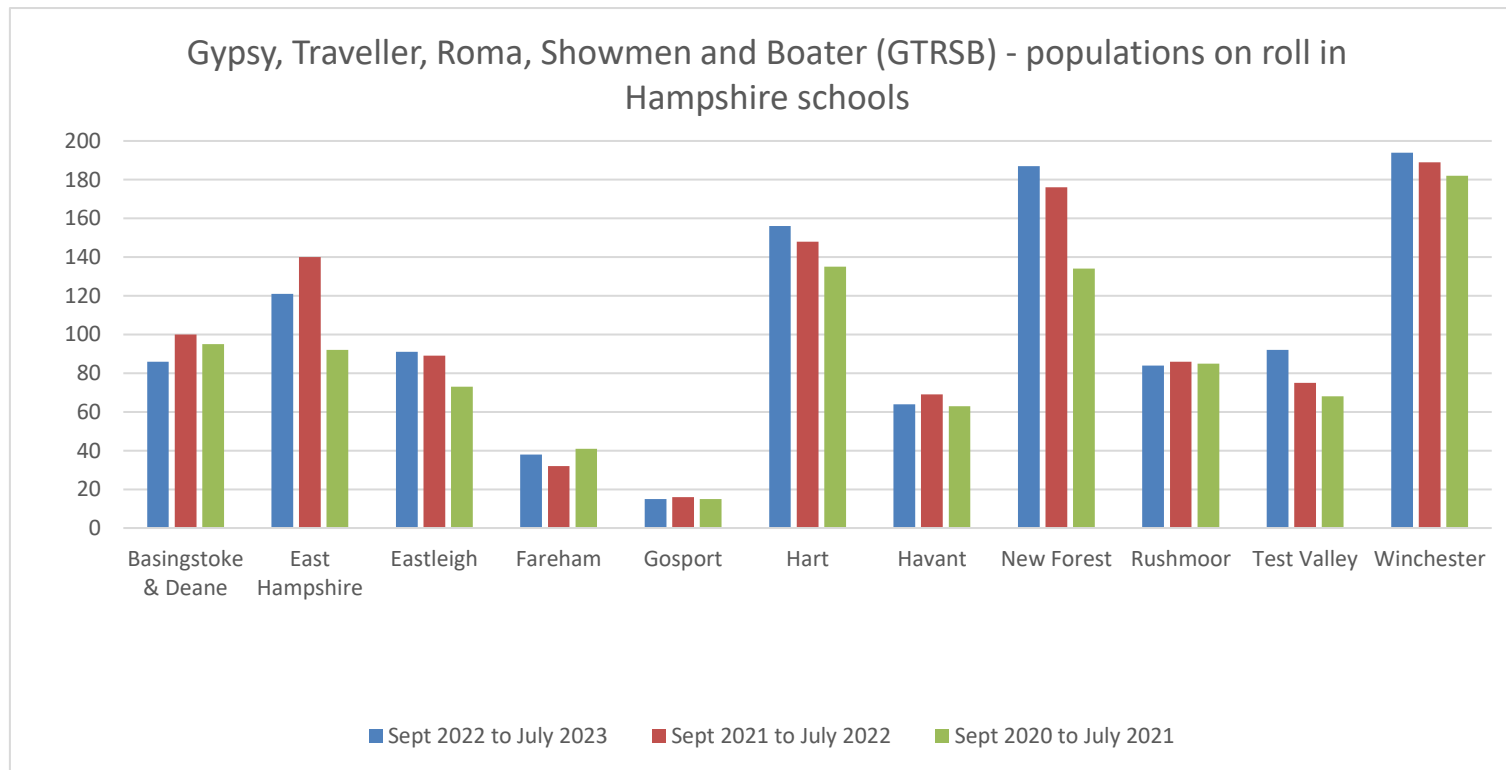
HIAS District	Sept 2022 to July 2023	Sept 2021 to July 2022	Sept 2020 to July 2021
	Number of Pupils	Number of Pupils	Number of Pupils
Basingstoke & Deane	86	100	95
East Hampshire	121	140	92
Eastleigh	91	89	73
Fareham	38	32	41
Gosport	15	16	15
Hart	156	148	135
Havant	64	69	63
New Forest	187	176	134
Rushmoor	84	86	85
Test Valley	92	75	68
<b>Winchester</b>	<b>194</b>	<b>189</b>	<b>182</b>
<b>GTRSB</b>	<b>1128</b>	<b>1120</b>	<b>983</b>

Data collated from the Travellers' Attendance Report produced by Hampshire County Council's DaIT Team annually at the end of the summer term  
 Data for September 2019 to March 2020 reflect the lockdown situation during Covid 19 when schools were closed to the majority of pupils

## Gypsy, Traveller, Roma, Showmen and Boater (GTRSB) - populations on roll in Hampshire schools

[Return to Index](#)

Below is a graphical representation of the data presented in the table on the 'GTRSB by District' tab. Three academic years' data are shown, revealing an uneven distribution across Hampshire. Higher numbers of Hampshire's known school-aged GTRSB populations can be found in Winchester, The New Forest and Hart whilst numbers in Gosport remain very low over the three years shown.



Data collated from the Travellers' Attendance Report produced by Hampshire County Council's DaIT Team annually at the end of the summer term