

**Basingstoke & Deane Databook**

[EMTAS](#)

**About EMTAS**

[Summary](#)

EMTAS Summary Information

[EAL](#)

Language - Hampshire Summary - Pupils for whom English is an Additional Language (EAL) Summary by District and Academic Year

[EAL Graph](#)

Language - Hampshire Summary - Pupils for whom English is an Additional Language (EAL) Bar Graph by District and Academic Year

[Lang Top 15](#)

Language - Basingstoke & Deane and Hampshire Summary - Pupils for whom English is an Additional Language (EAL) Top 15

[Ethnicity Summary](#)

Ethnicity - Basingstoke & Deane and Hampshire Summary - Pupils for whom English is an Additional Language (EAL) Summary by Ethnicity and Academic Year

[Ethnicity by District](#)

Ethnicity - Hampshire Summary - Black and Minority Ethnic (BME) pupils including those of Traveller Heritage Summary by District and Academic Year

[Ethnicity by District Graph](#)

Ethnicity - Hampshire Summary - Black and Minority Ethnic (BME) pupils including those of Traveller Heritage Bar Graph by District and Academic Year

[FSM & BME by Ethnicity](#)

Ethnicity - Basingstoke & Deane and Hampshire Summary - Free School Meal (FSM) pupils who are also Black and Minority Ethnic (BME) pupils including those of Traveller Heritage Summary by Ethnicity and Academic Year

[FSM & BME by District](#)

Ethnicity - Hampshire Summary - Free School Meal (FSM) pupils who are also Black and Minority Ethnic (BME) pupils including those of Traveller Heritage Summary by District and Academic Year

**EMTAS New Arrival Referrals**

[EMTAS Referrals](#)

EMTAS Referrals - Basingstoke & Deane and Hampshire Summary - Pupils for whom English is an Additional Language (EAL) Summary by Language and Academic Year

## **Census Information Booklet for Basingstoke & Deane 2023**

### **About EMTAS**

Removing barriers and inequalities in engagement, progress and attainment is a priority for all schools. We work with school-based practitioners to develop practice and provision for children and young people from Black and Minority Ethnic (BME) and Traveller groups, including those learning English as an additional language (EAL).

All our work is underpinned by the United Nations Convention on the Rights of the Child (UNCRC) particularly Articles 22, 29 and 30, and is supported by continuous professional development and enhanced DBS (Disclosure and Barring) checks.

### **Core services we offer**

- baseline assessment (Profile Report) for children and young people at point of transfer into their new UK school
- where appropriate, support for children and young people for whom English is an additional language
- a full range of services to improve access, engagement and participation of Traveller children, young people and parents/carers
- advice and training for teachers, senior leadership teams, EAL Co-ordinators, Traveller Co-ordinators, Governors, Teaching Assistants and Office staff on all aspects of pedagogy, practice and provision for children at various stages of learning English as an additional language and their families, and for those of Traveller heritage
- guidance on the delivery of the award-winning Hampshire Young Interpreter Scheme®
- resources: loan of books, dictionaries, Persona Dolls and artefacts
- phone line services for parents and practitioners in key languages
- advice and support where there are EAL/SEND concerns about a child
- EMTAS e-learning modules
- network meetings
- EAL and Traveller Excellence Awards (whole school)
- Heritage Honours Award (for pupils)

#### **Article 30 United Nation Convention on the Rights of the Child**

Every child has the right to learn and use the language, customs and religion of their family whether or not these are shared by the majority of the people in the country where they live.

## EMTAS Summary Information

According to the Spring 2023 School Census, 20.8% of Hampshire's Black, Minority Ethnic and Traveller children were in Basingstoke & Deane schools (taken from the 'Ethnicity District' tab). This equates to 6242 children, compared with 5792 in 2022. Additionally, 21.8% of Hampshire's EAL (English as an Additional Language) learners were in Basingstoke & Deane which is equivalent to 3436 children (3094, 23% the previous year, 2022).

In the academic year 2022-23 a total of 1117 children were referred to Hampshire's Ethnic Minority and Traveller Achievement Service. Of these, 190 children were referred by schools in the Basingstoke & Deane district, 50 fewer than in 2022-23. The vast majority of these referrals were children new to English.

Academic results for BME and Traveller groups are collected, analysed and reported on by Hampshire EMTAS annually. A summary analysis comparing the attainment and progress of BME and 'Hampshire All' is carried out in addition to more detailed analysis of attainment within individual groups. These data and analyses are made available by district in a separate progress and attainment data booklet. It also captures a range of other information such as attendance, the percentage of children eligible for Free School Meals (FSM) as well as the changing profile of the district in terms of languages and ethnic groups.

Within EMTAS, we recognise that different districts of Hampshire will have different needs according to their particular demographic.

All data that have been used are correct at the time of writing but may later be subject to minor changes as new data are published. Dates and sources are acknowledged. In some cases, numbers within ethnic groups are very small. To maintain confidentiality, values of 5 or less represented as <6.

Note that where numbers are small, although they may give an indication of a particular pattern it is very difficult to draw any firm conclusions and the data should therefore be used with caution.

Please get in touch with EMTAS should you have any questions or queries. We can be reached in the following ways:

By phone: Office hours: 08:30 to 17:00 Monday to Thursday and 08:30 to 16:30 Friday (term time only)  
0370 7794 222

By email: [emtas@hants.gov.uk](mailto:emtas@hants.gov.uk)

Visit our website: [www.hants.gov.uk/emtas](http://www.hants.gov.uk/emtas)

**Language - Hampshire Summary - Pupils for whom English is an Additional Language (EAL)  
Summary by District and Academic Year**

Basingstoke & Deane has the highest number and percentage of pupils with EAL in Hampshire, a 3 year trend for this district. The number of pupils speaking EAL in Basingstoke & Deane has risen steadily over the last three years, mirroring the pattern seen across most of the rest of the county. This is illustrated by the graph on the next tab (EAL Graph).

HIAS District	2023		2022		2021		Percentage change from 2022 to 2023	Percentage change from 2021 to 2022
	Number of Pupils	% of All EAL	Number of Pupils	% of All EAL	Number of Pupils	% of All EAL		
<b>Basingstoke &amp; Deane</b>	<b>3436</b>	<b>21.8%</b>	<b>3094</b>	<b>23.0%</b>	<b>2809</b>	<b>22.5%</b>	<b>-1.2%</b>	<b>0.5%</b>
East Hampshire	904	5.7%	743	5.5%	700	5.6%	0.2%	-0.1%
Eastleigh	1620	10.3%	1329	9.9%	1200	9.6%	0.4%	0.3%
Fareham	790	5.0%	647	4.8%	606	4.8%	0.2%	0.0%
Gosport	568	3.6%	486	3.6%	446	3.6%	0.0%	0.0%
Hart	1061	6.7%	860	6.4%	831	6.6%	0.3%	-0.3%
Havant	935	5.9%	810	6.0%	775	6.2%	-0.1%	-0.2%
New Forest	961	6.1%	848	6.3%	811	6.5%	-0.2%	-0.2%
Rushmoor	2664	16.9%	2263	16.8%	2101	16.8%	0.1%	0.0%
Test Valley	1593	10.1%	1393	10.3%	1312	10.5%	-0.2%	-0.2%
Winchester	1234	7.8%	999	7.4%	918	7.3%	0.4%	0.1%
<b>EAL</b>	<b>15766</b>	<b>100.0%</b>	<b>13472</b>	<b>100.0%</b>	<b>12509</b>	<b>100.0%</b>		

\*\* Data are from HCC Spring 2023 School Census - 27/03/2023

**Notes:**

EAL pupils are those not in English (ENG), Believed to be English (ENB), British Sign Language (BSL), Information Not Obtained (NOBT), Refused (REF) and Classification Pending (ZZZ)

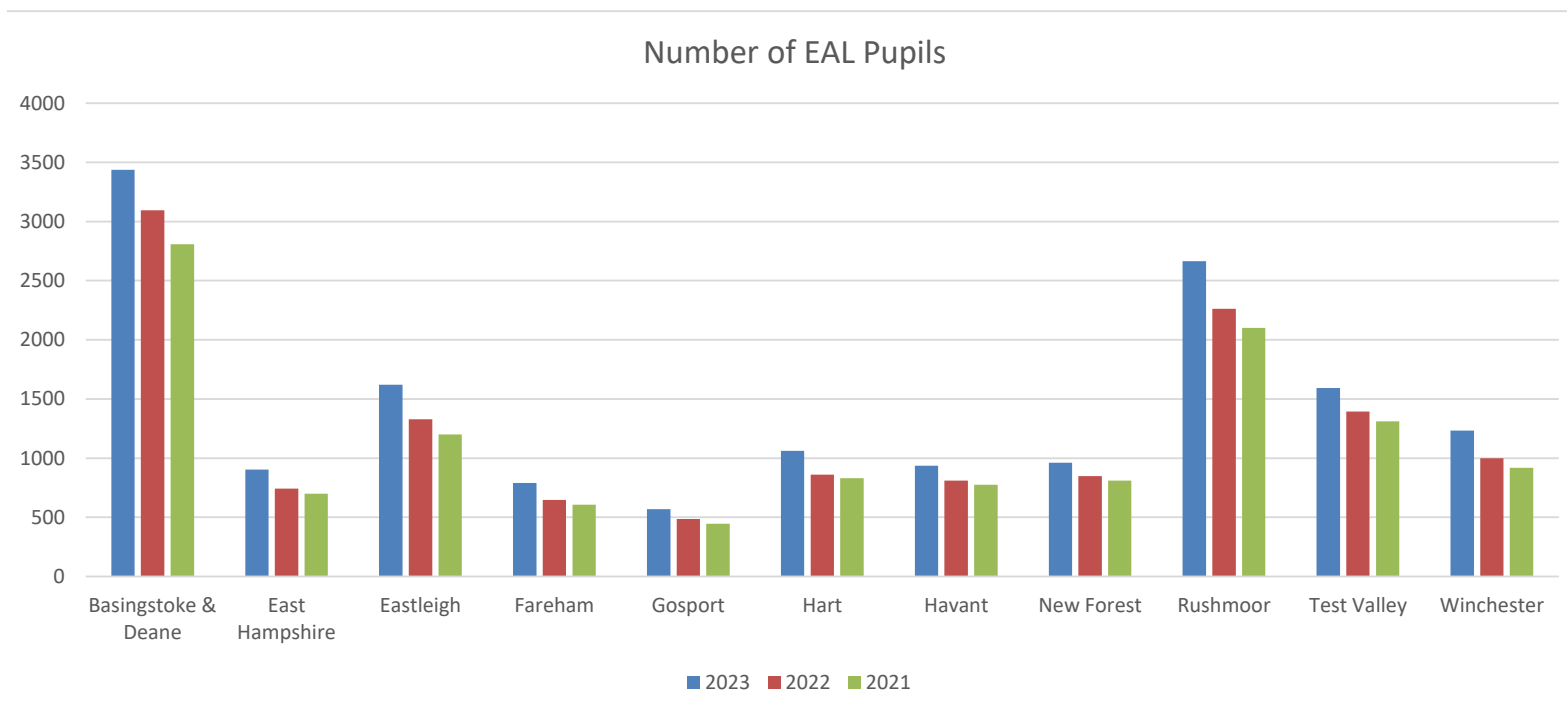
Includes pupils in all Hampshire Primary, Secondary and Special schools (including Academies)

Excludes Education Centres and pupils placed out of County

Hampshire data sourced from the 2021, 2022 & 2023 Spring School Censuses

**Language - Hampshire Summary - Pupils for whom English is an Additional Language (EAL)  
Bar Graph by District and Academic Year**

\*\* Data are from HCC Spring 2023 School Census - 27/03/2023



**Notes:**

EAL pupils are those not in English (ENG), Believed to be English (ENB), British Sign Language (BSL), Information Not Obtained (NOBT), Refused (REF) and Classification Pending (ZZZ)

Includes pupils in all Hampshire Primary, Secondary and Special schools (including Academies)

Excludes Education Centres and pupils placed out of County

Hampshire data sourced from the 2021, 2022 & 2023 Spring School Censuses

**Language - Basingstoke & Deane and Hampshire Summary - Pupils for whom English is an Additional Language (EAL)**

**Top 15**

[Return to Index](#)

Census languages have been fairly consistent since 2021. Polish has been the top language in Basingstoke & Deane since 2021 with Nepali consistently being the second largest group. Ukrainian appeared on the Top 15 list for the first time in 2023 and the number of Russian speakers also increased. These children are here because of the war in Ukraine. Note that languages recorded in the Census may differ from the languages spoken by children referred as new arrivals to EMTAS.

Language data are collected termly; ethnicity data are collected in the Spring Term only. Accurate recording of pupils' home/first languages enables better targeting of additional resources. EMTAS have produced a leaflet giving further information about home/first language which is available on our website -

[EALparentsfirstlanguageanddescription.pdf \(hants.gov.uk\)](#)

Basingstoke & Deane			
First Language	2023	2022	2021
Polish	657	660	582
Nepali	247	234	190
Romanian*	187	132	118
Malayalam	147	124	79
Hindi	142	143	103
Urdu	138	121	102
Portuguese*	135	114	105
Tamil	126	117	82
Telugu	126	112	65
Turkish	116	101	70
Chinese*	87	93	68
Russian	73	59	43
Spanish	73	72	61
Bengali	64	63	52
Ukrainian	61	<6	<6
<b>EAL TOTAL</b>	<b>3436</b>	<b>3094</b>	<b>2513</b>

Hampshire			
First Language	2023	2022	2021
Polish	2328	2278	2009
Nepali	1393	1278	1031
Romanian*	890	727	643
Chinese*	800	691	458
Malayalam	705	509	397
Ukrainian	591	17	15
Portuguese*	512	465	428
Urdu	484	437	361
Russian	482	307	247
Turkish	462	389	295
Hindi	397	378	312
Tamil	380	334	249
Spanish	379	372	332
Arabic	325	283	259
Bengali*	307	301	284
<b>EAL Total</b>	<b>15766</b>	<b>13472</b>	<b>11473</b>

Top 15 Basingstoke & Deane
Top 15 Hampshire

Those Language groups with a star (\*) have been combined as detailed below:

**Filipino includes:**

Tagalog / Filipino  
Tagalog  
Filipino

**Romanian includes:**

Romanian  
Romanian (Moldova)  
Romanian (Romania)

**Arabic includes:**

Arabic  
Arabic (Morocco)  
Arabic (Iraq)  
Arabic (Any Other)  
Arabic (Algeria)

**Portuguese includes:**

Portuguese  
Portuguese (Any Other)  
Portuguese (Brazil)

**Panjabi includes:**

Panjabi (Pothwari)  
Panjabi (Mirpuri)  
Panjabi (Gurmukhi)  
Panjabi (Any Other)  
Panjabi

**Bengali includes:**

Bengali  
Bengali (Sylheti)  
Bengali (Any Other)

**Chinese includes:**

Chinese  
Chinese (Mandarin / Putonghua)  
Chinese (Cantonese)  
Chinese (Any Other)

**Notes:**

- EAL pupils are those not in English (ENG), Believed to be English (ENB), British Sign Language (BSL), Information Not Obtained (NOBT), Refused (REF) and Classification Pending (ZZZ)
- Ethnic Group and language(s) spoken are defined by parents and/or pupils (if over the age of 11)
- Note there is some subgrouping of languages which may affect the accuracy of the data
- Includes all Hampshire part time and full time pupils with a single registration (or main registration if dual registered)
- Hampshire data sourced from the Spring 2023 School Census

**Ethnicity - Basingstoke & Deane and Hampshire Summary - Pupils for whom English is an Additional Language (EAL)  
Summary by Ethnicity and Academic Year**

The largest ethnic minority group in Basingstoke & Deane district is Any Other White Background (WOTH). The number of Pupils from WOTH has slowly increased since 2021 and reflects the numbers of Polish, Romanian and Portuguese speakers in the district. In this group there is also a number of speakers of Russian and Ukrainian with smaller numbers of speakers of other European languages.

The percentage of BME, below, is different from that shown within the 'Ethnicity District' tab as this percentage is generated from all the Pupils in this district, not all of Hampshire

Ethnicity Description	Basingstoke & Deane					
	2023		2022		2021	
	Number of Pupils	% of District	Number of Pupils	% of District	Number of Pupils	% of District
White - British	17890	73.5%	18139	75.1%	18214	76.7%
White - Irish	45	0.2%	41	0.2%	42	0.2%
Gypsy / Roma	54	0.2%	57	0.2%	61	0.3%
Traveller of Irish Heritage	10	0.0%	14	0.1%	17	0.1%
Any Other White Background	1674	6.9%	1560	6.5%	1492	6.3%
White and Black Caribbean	322	1.3%	318	1.3%	312	1.3%
White and Black African	252	1.0%	242	1.0%	200	0.8%
White and Asian	346	1.4%	329	1.4%	321	1.4%
Any Other Mixed Background	670	2.8%	626	2.6%	609	2.6%
Indian	809	3.3%	752	3.1%	636	2.7%
Pakistani	156	0.6%	134	0.6%	129	0.5%
Bangladeshi	69	0.3%	63	0.3%	64	0.3%
Any Other Asian Background	669	2.7%	638	2.6%	560	2.4%
Black - Caribbean	53	0.2%	51	0.2%	54	0.2%
Black - African	634	2.6%	502	2.1%	439	1.8%
Any Other Black Background	137	0.6%	136	0.6%	122	0.5%
Chinese	118	0.5%	122	0.5%	102	0.4%
Any Other Ethnic Group	224	0.9%	207	0.9%	163	0.7%
BME	6242	25.6%	5792	24.0%	5323	22.4%
Non BME - Other	224	0.9%	211	0.9%	214	0.9%
All Pupils	24356	100.0%	24142	100.0%	23751	100.0%

Ethnicity Description	Hampshire					
	2023		2022		2021	
	Number of Pupils	% of Hampshire	Number of Pupils	% of Hampshire	Number of Pupils	% of Hampshire
White - British	151644	82.3%	152747	83.6%	153200	84.4%
White - Irish	284	0.2%	295	0.2%	279	0.2%
Gypsy / Roma	666	0.4%	624	0.3%	600	0.3%
Traveller of Irish Heritage	121	0.1%	131	0.1%	118	0.1%
Any Other White Background	8662	4.7%	7903	4.3%	7656	4.2%
White and Black Caribbean	1473	0.8%	1439	0.8%	1348	0.7%
White and Black African	1326	0.7%	1261	0.7%	1178	0.6%
White and Asian	2601	1.4%	2518	1.4%	2400	1.3%
Any Other Mixed Background	3382	1.8%	3150	1.7%	2969	1.6%
Indian	2865	1.6%	2556	1.4%	2307	1.3%
Pakistani	634	0.3%	585	0.3%	536	0.3%
Bangladeshi	408	0.2%	404	0.2%	407	0.2%
Any Other Asian Background	3263	1.8%	3032	1.7%	2704	1.5%
Black - Caribbean	317	0.2%	298	0.2%	289	0.2%
Black - African	2166	1.2%	1754	1.0%	1581	0.9%
Any Other Black Background	592	0.3%	595	0.3%	588	0.3%
Chinese	1047	0.6%	840	0.5%	614	0.3%
Any Other Ethnic Group	1269	0.7%	1145	0.5%	1067	0.6%
BME	31076	16.9%	28530	15.6%	26641	14.7%
Non BME - Other	1427	0.8%	1440	0.8%	1569	0.9%
All Pupils	184147	100.0%	182717	100.0%	181410	100.0%

Non BME - White British
BME
Non BME - Other
All Pupils

\*\* Data are from HCC Spring 2023 School Census - 27/03/2023

**Notes:**

BME pupils are those not in White British (WBRI), Refused (REFU) and Information Not Yet Obtained (NOBT)  
 Non BME (Other) includes Refused (REFU), Information Not Yet Obtained (NOBT) and Information Not Provided  
 Ethnic Group is defined by parents and/or pupils (if over the age of 11)  
 Includes pupils in all Hampshire Primary, Secondary and Special schools (including Academies)  
 Excludes Education Centres and pupils placed out of County  
 To maintain confidentiality, values of 5 or less represented as <6  
 Hampshire data sourced from the 2021, 2022 & 2023 Spring School Censuses

**Ethnicity - Hampshire Summary - Black and Minority Ethnic (BME) pupils including those of Traveller Heritage  
Summary by District and Academic Year**

Basingstoke & Deane has the highest number and percentage of pupils from BME backgrounds of all the districts of Hampshire.  
The number of BME pupils in Basingstoke & Deane has increased since 2021 in line with the trend across most other districts of Hampshire.

District	2023		2022		2021		Percentage change from 2022 to 2023	Percentage change from 2021 to 2022
	Number of Pupils	% BME	Number of Pupils	% BME	Number of Pupils	% BME		
<b>Basingstoke &amp; Deane</b>	<b>6242</b>	<b>20.8%</b>	<b>5792</b>	<b>20.3%</b>	<b>5323</b>	<b>20.0%</b>	<b>7.8%</b>	<b>8.8%</b>
East Hampshire	1767	5.6%	1599	5.6%	1496	5.6%	10.5%	6.9%
Eastleigh	3374	10.8%	3077	10.8%	2837	10.6%	9.7%	8.5%
Fareham	1844	5.9%	1682	5.9%	1564	5.9%	9.6%	7.5%
Gosport	1157	3.7%	1091	3.8%	1038	3.9%	6.0%	5.1%
Hart	2498	8.0%	2276	8.0%	2161	8.1%	9.8%	5.3%
Havant	2193	7.1%	1994	7.0%	1879	7.1%	10.0%	6.1%
New Forest	2112	7.0%	1981	6.9%	1895	7.1%	6.6%	4.5%
Rushmoor	4114	13.2%	3677	12.9%	3408	12.8%	11.9%	7.9%
Test Valley	3099	9.9%	2995	10.5%	2825	10.6%	3.5%	6.0%
Winchester	2676	8.6%	2366	8.3%	2215	8.3%	13.1%	6.8%
<b>BME</b>	<b>31076</b>	<b>100.0%</b>	<b>28530</b>	<b>100.0%</b>	<b>26641</b>	<b>100.0%</b>	<b>8.9%</b>	<b>7.1%</b>

BME

\*\* Data are from HCC Spring 2023 School Census - 27.03.2023

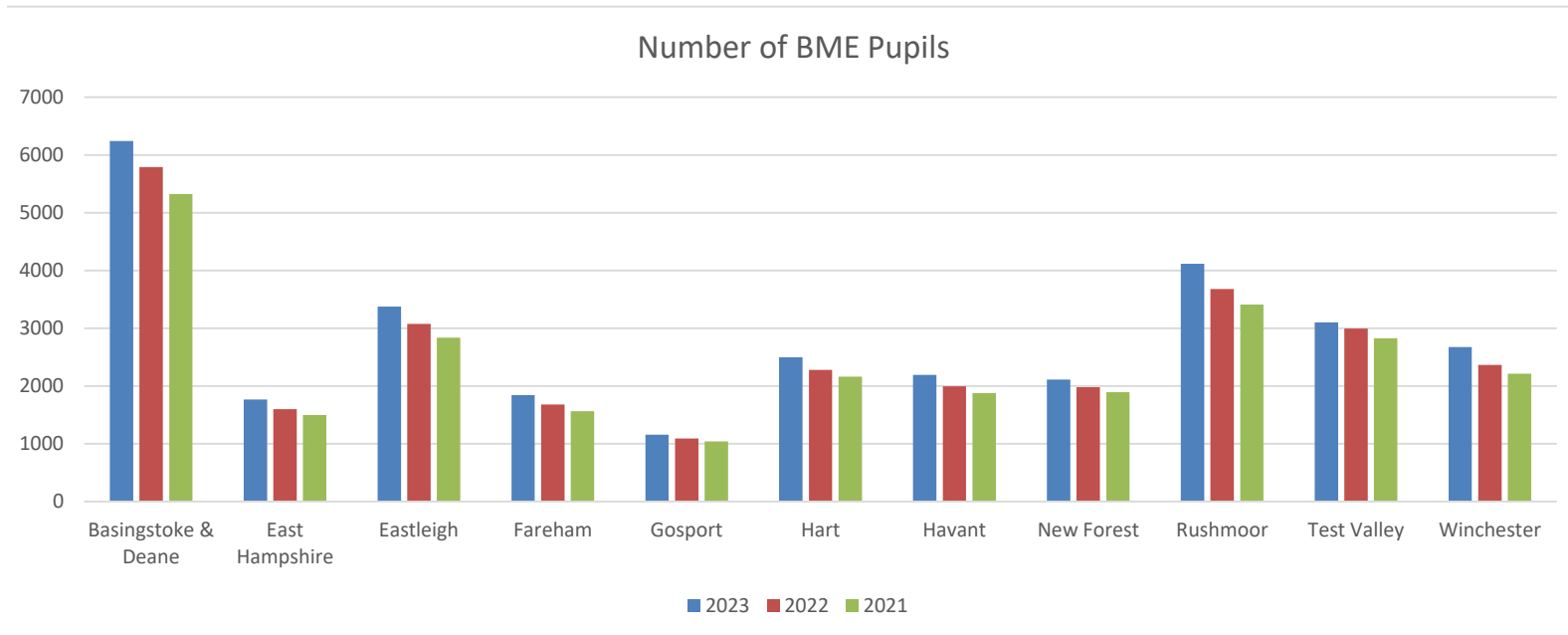
**Notes:**

BME pupils are those not in White British (WBRI), Refused (REFU) and Information Not Yet Obtained (NOBT)  
 Non BME (Other) includes Refused (REFU), Information Not Yet Obtained (NOBT) and Information Not Provided  
 Ethnic Group is defined by parents and/or pupils (if over the age of 11)  
 Includes all Hampshire part time and full time pupils with a single registration (or main registration if dual registered)  
 Hampshire data sourced from the Spring School Censuses  
 The % figures are %s of the total number of BME in Hampshire



**Ethnicity - Hampshire Summary - Black and Minority Ethnic (BME) pupils including those of Traveller Heritage  
Bar Graph by District and Academic Year**

\*\* Data are from HCC Spring 2023 School Census - 27/3/2023



**Ethnicity - Basingstoke & Deane and Hampshire Summary - Free School Meal (FSM) pupils who are also Black and Minority Ethnic (BME) pupils including those of Traveller Heritage Summary by Ethnicity and Academic Year**

These data refer to take up of free school meals and may not necessarily reflect eligibility and need. Therefore the data may not be an entirely true representation of the BME population as not all families may apply for FSM due to a number of reasons.

Ethnicity Description	Basingstoke & Deane						Hampshire					
	2023		2022		2021		2023		2022		2021	
	Number of Pupils	% of Total FSM & BME	Number of Pupils	% of Total FSM & BME	Number of Pupils	% of Total FSM & BME	Number of Pupils	% of Total FSM & BME	Number of Pupils	% of Total FSM & BME	Number of Pupils	% of Total FSM & BME
White - Irish	8	0.9%	6	0.8%	<6	0.6%	44	0.9%	38	0.9%	29	0.9%
Gypsy / Roma	29	3.3%	28	3.7%	29	4.6%	374	7.6%	319	8.1%	293	8.8%
Traveller of Irish Heritage	6	0.7%	8	1.1%	7	1.1%	75	1.5%	74	1.9%	64	1.9%
Any Other White Background	222	24.9%	147	19.3%	118	18.8%	1333	27.0%	747	19.1%	613	18.4%
White and Black Caribbean	109	12.2%	104	13.7%	88	14.0%	474	9.6%	435	11.1%	372	11.1%
White and Black African	66	7.4%	57	7.5%	45	7.2%	447	9.1%	407	10.4%	350	10.5%
White and Asian	33	3.7%	27	3.6%	27	4.3%	314	6.4%	264	6.7%	229	6.9%
Any Other Mixed Background	147	16.5%	140	18.4%	118	18.8%	619	12.6%	561	14.3%	487	14.6%
Indian	13	1.5%	10	1.3%	13	2.1%	88	1.8%	67	1.7%	60	1.8%
Pakistani	17	1.9%	9	1.2%	9	1.4%	86	1.7%	75	1.9%	69	2.1%
Bangladeshi	8	0.9%	6	0.8%	<6	0.6%	61	1.2%	58	1.5%	50	1.5%
Any Other Asian Background	49	5.5%	45	5.9%	32	5.1%	276	5.6%	253	6.5%	206	6.2%
Black - Caribbean	9	1.0%	8	1.1%	12	1.9%	50	1.0%	49	1.3%	46	1.4%
Black - African	84	9.4%	87	11.4%	67	10.7%	281	5.7%	263	6.7%	206	6.2%
Any Other Black Background	35	3.9%	33	4.3%	31	4.9%	111	2.3%	100	2.6%	103	3.1%
Chinese	<6	0.3%	<6	0.5%	<6	0.6%	45	0.9%	35	0.9%	31	0.9%
Any Other Ethnic Group	53	5.9%	41	5.4%	19	3.0%	254	5.2%	175	4.5%	131	3.9%
<b>FSM and BME</b>	<b>891</b>	<b>100.0%</b>	<b>760</b>	<b>100.0%</b>	<b>627</b>	<b>100.0%</b>	<b>4932</b>	<b>100.0%</b>	<b>3920</b>	<b>100.0%</b>	<b>3339</b>	<b>100.0%</b>

**Notes:**

BME pupils are those not in White British (WBRI), Refused (REFU) and Information Not Yet Obtained (NOBT)  
 Non BME (Other) includes Refused (REFU), Information Not Yet Obtained (NOBT) and Information Not Provided  
 Ethnic Group is defined by parents and/or pupils (if over the age of 11)  
 Includes pupils in all Hampshire Primary, Secondary and Special schools (including Academies)  
 Excludes Education Centres and pupils placed out of County  
 To maintain confidentiality, values of 5 or less represented as <6  
 Hampshire data sourced from the 2021, 2022 & 2023 Spring School Censuses

**Ethnicity - Hampshire Summary - Free School Meal (FSM) pupils who are also Black and Minority Ethnic (BME) pupils including those of Traveller Heritage  
Summary by District and Academic Year**

These data refer to take up of free school meals and may not necessarily reflect eligibility and need. Therefore the data may not be an entirely true representation of the BME population as not all families may apply for FSM due to a number of reasons.

	2023		2022		2021	
	Number of Pupils	% of Total FSM & BME	Number of Pupils	% of Total FSM & BME	Number of Pupils	% of Total FSM & BME
<b>HIAS District</b>						
<b>Basingstoke &amp; Deane</b>	<b>891</b>	<b>18.1%</b>	<b>760</b>	<b>19.4%</b>	<b>627</b>	<b>18.8%</b>
East Hampshire	261	5.3%	188	4.8%	155	4.6%
Eastleigh	524	10.6%	424	10.8%	367	11.0%
Fareham	258	5.2%	201	5.1%	164	4.9%
Gosport	222	4.5%	196	5.0%	167	5.0%
Hart	373	7.6%	262	6.7%	235	7.0%
Havant	444	9.0%	363	9.3%	312	9.3%
New Forest	469	9.5%	372	9.5%	329	9.9%
Rushmoor	615	12.5%	522	13.3%	450	13.5%
Test Valley	451	9.2%	348	8.9%	295	8.8%
Winchester	418	8.5%	284	7.2%	238	7.1%
<b>FSM and BME</b>	<b>4926</b>	<b>100.0%</b>	<b>3920</b>	<b>100.0%</b>	<b>3339</b>	<b>100.0%</b>

**Notes:**

BME pupils are those not in White British (WBRI), Refused (REFU) and Information Not Yet Obtained (NOBT)  
 Non BME (Other) includes Refused (REFU), Information Not Yet Obtained (NOBT) and Information Not Provided  
 Ethnic Group is defined by parents and/or pupils (if over the age of 11)  
 Includes pupils in all Hampshire Primary, Secondary and Special schools (including Academies)  
 Excludes Education Centres and pupils placed out of County  
 To maintain confidentiality, values of 5 or less represented as <6  
 Hampshire data sourced from the 2021, 2022 & 2023 Spring School Censuses

**EMTAS Referrals - Basingstoke & Deane and Hampshire Summary - Pupils for whom English is an Additional Language (EAL)  
Summary by Language and Academic Year**

EMTAS new referral data have been included to give an indication of languages spoken by those pupils who are most recently arrived. In Basingstoke & Deane, Ukrainian came top of the list of referrals in 2022-23. These pupils arrived in the district due to the war in Ukraine that began in the Spring of 2022. Note that referrals for Russian-speaking children are also related to the war in Ukraine. In addition, in 2022-23 EMTAS supported 29 Basingstoke & Deane children of Traveller heritage.

Basingstoke & Deane			
Language	2022-2023	2021-2022	2020-2021
Ukrainian	18	19	
Romanian	17	8	11
Polish	15	11	15
Nepali	14	13	7
Russian	13	13	<6
Urdu	11	<6	
Malayalam	9	13	<6
Italian	6	<6	7
Telugu	6	<6	<6
Arabic	<6	11	27
Portuguese	<6	13	11
Pashto	<6	13	<6
Greek	<6		
Hindi	<6	6	<6
Lithuanian	<6	<6	
Tamil	<6	8	<6
Turkish	<6	<6	6
English	<6	23	7
Twi	<6		
Cantonese	<6	15	<6
Bulgarian	<6	<6	<6
Afrikaans	<6		<6
Dari	<6	16	
Igbo	<6		<6
Punjabi	<6		<6
Sinhala	<6	<6	
Thai	<6	<6	
Uzbeki	<6		
Vietnamese	<6		<6
French	<6	<6	
Mandarin	<6	<6	
Bengali	<6	<6	<6
Shona	<6	<6	
Hazaragi	<6	<6	
Kannada	<6	<6	<6
Konkani	<6	<6	<6
Marathi	<6	<6	<6
Albanian	<6		
Chinese	<6		
Dutch	<6		
Ebira	<6		
German	<6		

Hampshire			
Language	2022-2023	2021-2022	2020-2021
Ukrainian	147	191	<6
Malayalam	90	52	13
Russian	86	68	13
Cantonese	75	124	33
Nepali	74	83	77
Romanian	63	52	55
Polish	59	55	59
Turkish	40	36	37
Portuguese	37	30	28
Pashto	32	35	9
Arabic	29	26	38
Albanian	28	<6	<6
Urdu	24	12	12
Tamil	20	16	<6
English	17	131	61
Kurdish Sorani	17	8	8
<b>Grand Total</b>	<b>1117</b>	<b>1131</b>	<b>629</b>

**Gypsy, Traveller, Roma, Showmen and Boater (GTRSB) -**

**Summary of EMTAS work supporting children from these communities by District and Academic Year**

The data in the table below show numbers of children of GTRSB heritage who have been supported in school by EMTAS in the academic years shown. The numbers do not reflect the entire GTRSB population in any of the districts. They do, however, include GTRSB children who may ascribe as WROM or WIRT or who are identified as Travellers or Showmen in the Traveller Questionnaire that is sent to schools annually.

	2022/2023	2021/2022	2020/2021**
<b>HIAS District</b>	<b>Number of Pupils</b>	<b>Number of Pupils</b>	<b>Number of Pupils</b>
Winchester	115	104	37
Hart	66	46	26
East Hampshire	37	22	17
<b>Basingstoke &amp; Deane</b>	<b>29</b>	<b>21</b>	<b>14</b>
New Forest	14	8	<6
Havant	7	8	7
Test Valley	<6	<6	<6
Rushmoor	<6	<6	<6
Eastleigh	<6	<6	<6
Fareham	<6	<6	<6
Gosport	<6	<6	<6
<b>GTRSB</b>	<b>281</b>	<b>219</b>	<b>115</b>

	2022/2023	2021/2022	2020/2021**
<b>Key Stage</b>	<b>Number of Pupils</b>	<b>Number of Pupils</b>	<b>Number of Pupils</b>
EYFS	<6	16	0
KS1	49	48	25
KS2	142	79	46
KS3	60	56	33
KS4	26	20	11
<b>GTRSB</b>	<b>281</b>	<b>219</b>	<b>115</b>

**Notes:**

EMTAS began compiling separate GTRSB data in the Spring term 2020 hence the numbers for 2020-21 reflect 2 terms' work, not a full academic year. The GTRSB data above are based on support delivered to children in Hampshire-maintained schools and academies that have bought in.

## Gypsy, Traveller, Roma, Showmen and Boater (GTRSB) - populations on roll in Hampshire

The data in the table below show the known population of children of various GTRSB heritages on roll in Hampshire schools for the date ranges shown. These may include children ascribed as White Irish Travellers (WIRT) or White Roma (WROM) as well as children from Showmen families (Circus and Fairground). The actual number of GTRSB children may be higher than the data suggest for reasons related to ascription and/or children not having been identified on any of the data sources used by schools to capture demographic information about their pupil cohorts.

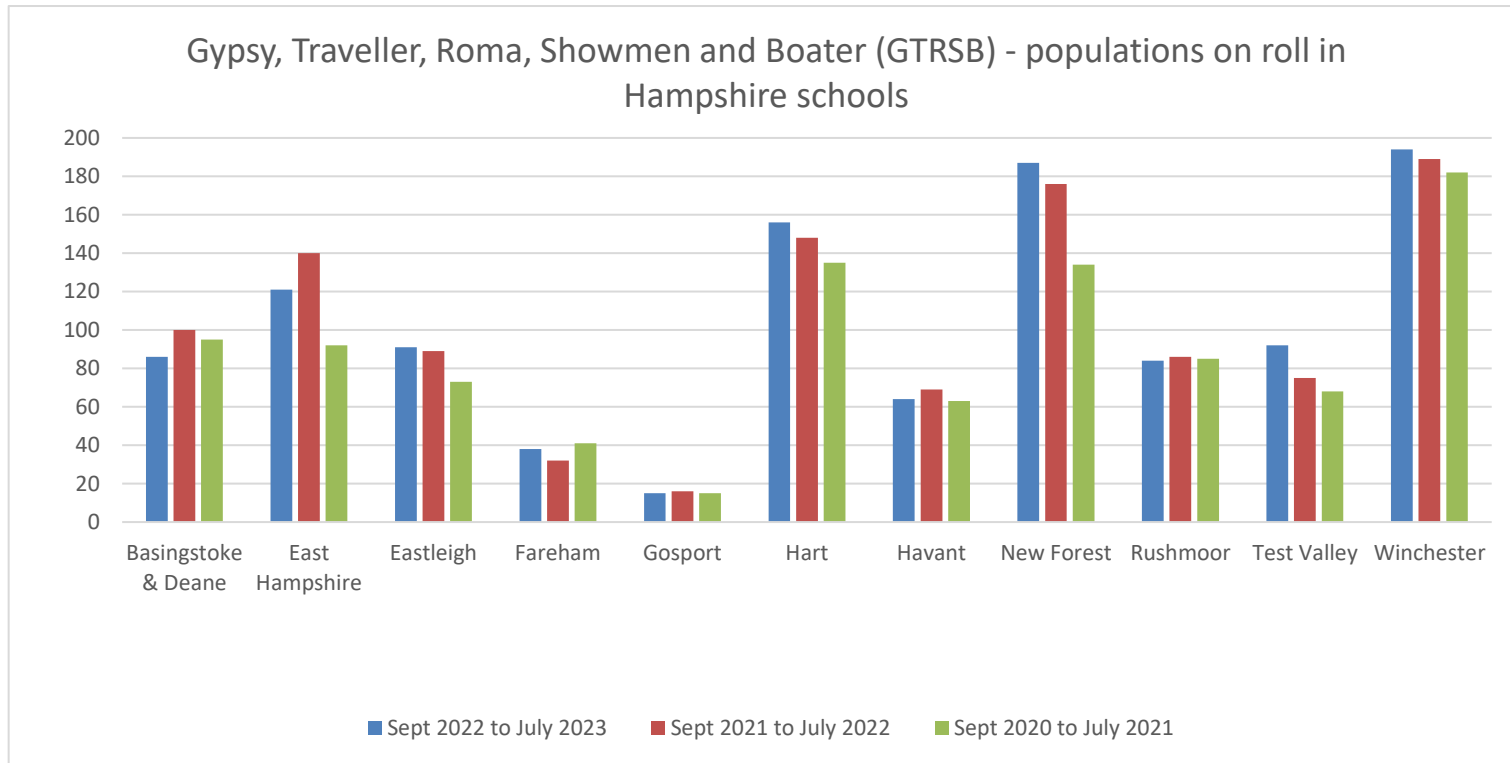
HIAS District	Sept 2022 to July 2023	Sept 2021 to July 2022	Sept 2020 to July 2021
	Number of Pupils	Number of Pupils	Number of Pupils
<b>Basingstoke &amp; Deane</b>	<b>86</b>	<b>100</b>	<b>95</b>
East Hampshire	121	140	92
Eastleigh	91	89	73
Fareham	38	32	41
Gosport	15	16	15
Hart	156	148	135
Havant	64	69	63
New Forest	187	176	134
Rushmoor	84	86	85
Test Valley	92	75	68
Winchester	194	189	182
<b>GTRSB</b>	<b>1128</b>	<b>1120</b>	<b>983</b>

Data collated from the Travellers' Attendance Report produced by Hampshire County Council's DaIT Team annually at the end of the summer term  
Data for September 2019 to March 2020 reflect the lockdown situation during Covid 19 when schools were closed to the majority of pupils

**Gypsy, Traveller, Roma, Showmen and Boater (GTRSB) - populations on roll in Hampshire schools**

[Return to Index](#)

Below is a graphical representation of the data presented in the table on the 'GTRSB by District' tab. Three academic years' data are shown, revealing an uneven distribution across Hampshire. Higher numbers of Hampshire's known school-aged GTRSB populations can be found in Winchester, The New Forest and Hart whilst numbers in Gosport remain very low over the three years shown.



Data collated from the Travellers' Attendance Report produced by Hampshire County Council's DaIT Team annually at the end of the summer term