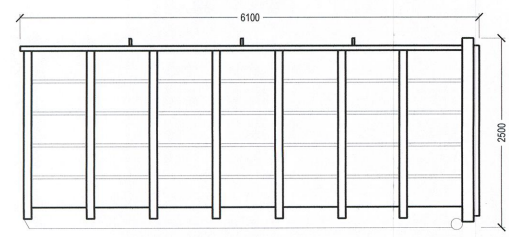
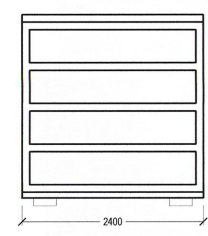


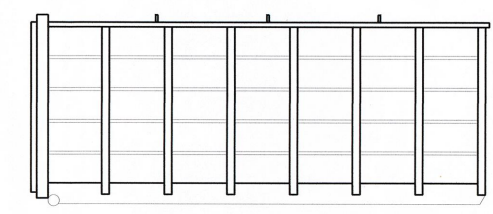
**SITE PLAN** SCALE 1:1200



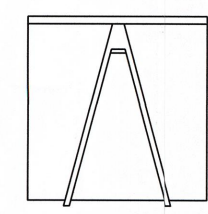
**SIDE**



**FRONT**



**SIDE**



**REAR**

**TYPICAL CONTAINER ELEVATIONS** SCALE 1:50



REV	DATE	DESCRIPTION	DR	CHK

OTHER THAN FOR THE PURPOSES OF PLANNING, DO NOT SCALE THESE DRAWINGS. USE WRITTEN DIMENSIONS ONLY. ALL DIMENSIONS TO BE CHECKED ON SITE PRIOR TO COMMENCEMENT OF WORK.  
THIS DRAWING IS THE COPYRIGHT OF SIMPSON HILDER ASSOCIATES AND MAY NOT BE REPRODUCED, COPIED OR ALTERED IN ANY WAY WITHOUT WRITTEN AUTHORITY.

**SIMPSON HILDER ASSOCIATES LIMITED**  
 67a High Street Lyndhurst  
 Hampshire SO43 7BE  
 T: 023 80 283798  
 F: 023 80 283698  
 E: sha@simpsonhilder.co.uk

www.simpsonhilder.co.uk

DRAWING STATUS: **PLANNING**

**UNIT 4  
 HARLEY INDUSTRIAL EST.  
 HYTHE  
 SOUTHAMPTON  
 SO45 3NQ**

DATE: OCT 13	DRAWN BY: GJB
SCALE @ A1: 1:150, 1:200, 1:1250	CHECKED: DATE CHECKED:
JOB NO: 7158	DRAWING NO: 100
	REVISION

