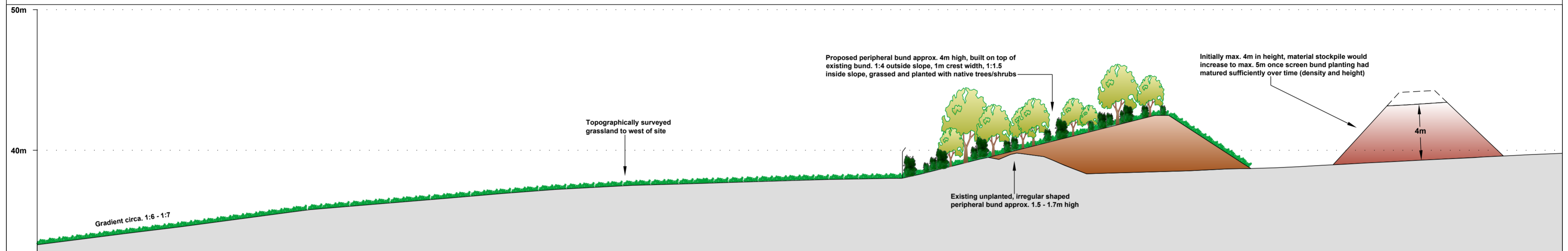
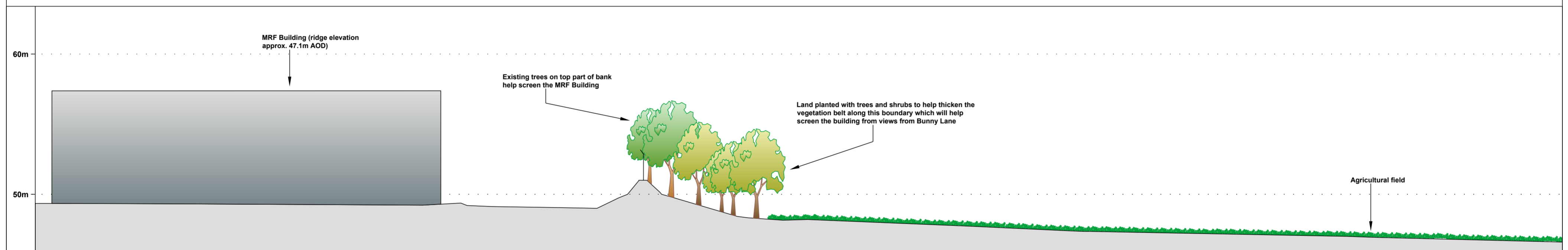


INDICATIVE CROSS SECTION A-A' (SCALE 1:500)

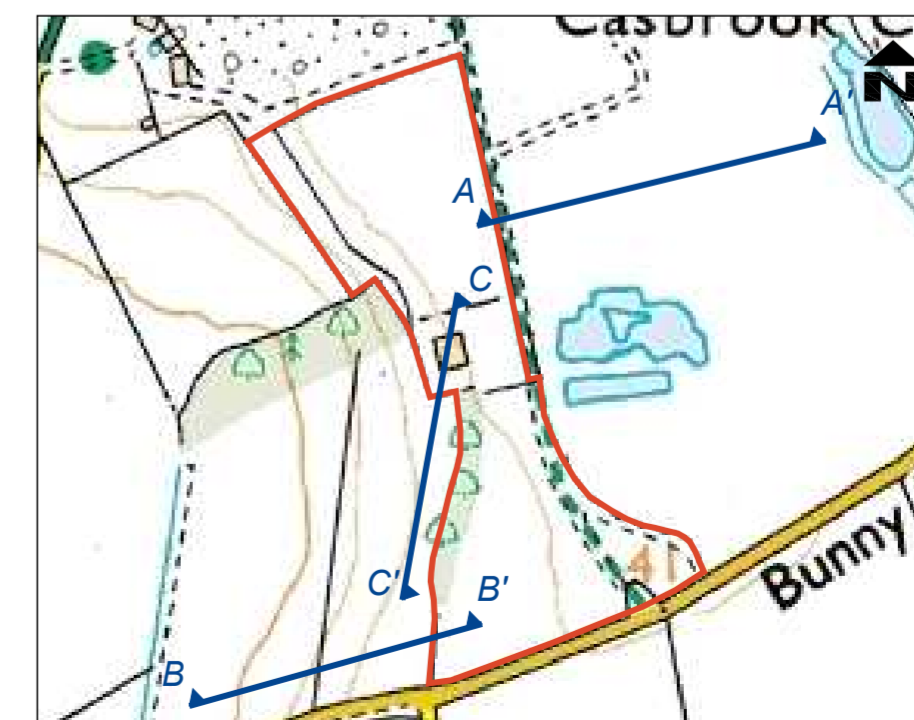


INDICATIVE CROSS SECTION B-B' (SCALE 1:200)



INDICATIVE CROSS SECTION C-C' (SCALE 1:200)

KEY



CROSS SECTION LOCATION PLAN (Not to Scale)

Client		
Site	RFSF RECYCLING OPERATION	
Project	PROPOSED EXTENSION TO SITE	
Drawing	INDICATIVE CROSS-SECTIONS A-A' TO C-C'	
Date	APRIL 2011	Drawing No. BL005
Scale	AS SHOWN @ A2	Revision 0
Ref.	1104_006.001_BL005	
DB Landscape Consultancy 36 QUEENS ROAD, EGHAM, SURREY, TW20 9RS 01784 438785, 07736 083 383, david@dblc.co.uk, www.dblc.co.uk		