


Understanding early years health in Hampshire

Overall population

Estimated **1.4 million** total resident population



21.9% of the total population is aged **0-19** (314,399 people)

Health reviews and early development



92.7% of children received their **12-month health review** (2024/25)

89.7% received their **2.5-year health review** (2024/25)

Nearly **10,000 two-year-olds** attending an early years setting eligible for a progress check.

84.7% were assessed as having a **good level of development at 2.5 years** (2024/25)

71.9% achieved a **Good Level of Development** at the end of the Reception year (2024/25)

Children with SEND in early years settings:


Day nurseries: **2,301**

Pre-schools: **2,252**


Schools (EY provision): **371**

Childminders: **163**

Children with developmental delay: **5,087**



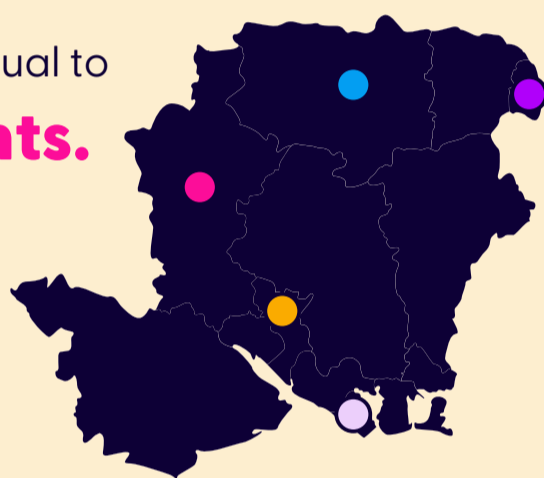
Births and early childhood population



12,370 babies were born in 2024, equal to **8.5 births per 1,000 residents**.

Top 5 districts above the county rate:

- Rushmoor
- Basingstoke & Deane
- Test Valley
- Eastleigh
- Gosport



69,294 children aged **0-4**, making up **4.8%** of the total population

Highest %: Rushmoor (**6.2%**), B&D (**5.5%**)

Largest numbers: Basingstoke & Deane followed by Eastleigh

Poverty and inequalities



50.4% Children eligible for **Free School Meals** achieving a Good Level of Development (GLD) (2024/25).

Achievement of GLD at the end of year R varies across Hampshire's 11 districts from **63.3% to 76.1%**.

20.7% Children eligible for **Free School Meals** (2024/25), **up 5%** since 2020/21 and **over 10%** since 2014/15

11% of Hampshire children lived in **low-income households** (2023/24), with **local rates from 6.1%** (Hart) to **18.1%** (Havant).

Maternity and birth outcomes



64.6% accessed **maternity care** within 10 weeks (2023/24)

6% were **smoking** at the time of delivery (2024/25)



Estimated **2,482 women** affected annually by **perinatal mental health conditions** (20% prevalence applied to **12,412 births** in Hampshire, 2024)

6.9% of all babies were born with a **low birth weight**. (2023)



Physical activity and weight



47.8% of **5-18-year-olds** were **physically active** in 2023/24.

Prevalence of **overweight and obesity** (2024/25): **Year R: 23.2%**, **Year 6: 32.2%**

Bonding, feeding and early health



Estimated up to **60%** of **infants** will develop a secure attachment with a caregiver.

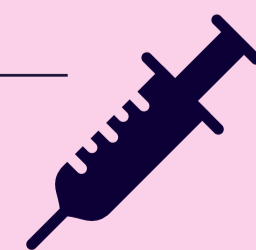
61.2% of infants were **breastfed at 6-8 weeks** (source: HIOW, PHN & GP data, Aug-Oct 2025)



75.5 hospital admissions per 10,000 children **aged 0-4 for avoidable injuries**. (2023/24)

Vaccination rates:

- WHO target: **95%**
- 6-in-1 at 1 year: **95.9%**
- MMR (1st dose) at 2 years: **94.5%**
- 4-in-1 booster & MMR (2nd dose) at 5 years: **92%**



Early help and safeguarding



161 **0-4-year-old children** being supported by **Early Help**

1,439 **0-4-year-old children in need**

325 **0-4-year-old children** on a **child protection plan**

215 **0-4-year-old children in care**

