




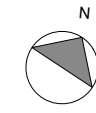


Castle Hill Primary School (Rooksdown Campus)

Expansion from 1FE to 2FE

Proposed Site Plan

-  Ownership Boundary
-  Application Boundary
-  Pedestrian Access
-  Vehicular Access
-  Main Entrance



P11173-A-01
Scale 1:500
November 2017

PRELIMINARY
Pre-Planning Consultation