




Staubton  
Country Park

# Park Explorer Trail



Plus  
i-spy trail

[hants.gov.uk/staubtoncountrypark](https://hants.gov.uk/staubtoncountrypark)



Hampshire  
County Council



HERITAGE  
FUND



COMMUNITY  
FUND


# Your Park Explorer trail starts here

Welcome to Staunton Country Park, locally known as Leigh Park Gardens. This beautiful Regency landscape was designed as a pleasure ground by Sir George Staunton and later estate owners. Our leaflet will lead you on an adventure to discover the historical secrets and natural play areas in the park.

*We hope you enjoy yourselves!*



The Lake



1

## Storey Gardens

Storey Gardens used to be a kitchen garden for William Stone in the 1860s. His gardeners used to grow vegetables and fruit including apples, apricots, pears and peaches. They even grew pineapples in pine-pits!

Now we are growing some beautiful fruit trees again with the help of local people and volunteers.



**i-spy**

Can you count how many fruit trees there are?  
What kind of fruit are they?  
Why not read some of the curious names and find out who planted them by looking at the labels?



What's your favourite fruit? Which country does it come from?



## 2

## 21st century folly

This modern-day folly was created by artist Mark Thatcher. He was inspired by the past and present history of Staunton Country Park, with its stone base and icons representing different aspects of the Staunton story.

### What is a folly?

In architecture, a folly is a building that has been built for decoration, often commissioned to show how wealthy a person was; the more you had, the wealthier you were. In basic terms it is a large garden ornament.



Can you guess which icons relate to which part of Staunton's life? If you get stuck ask in the Visitor Centre for help.



3

## The Green Man & Green Goddess

The Green Man and Green Goddess have been sculpted by a chainsaw artist out of an old Giant Redwood Tree.

The Green Man is a celtic myth, thought to be a symbol of rebirth, representing the cycle of new growth that occurs every spring. The Green Man is normally seen in a sculpture of a face, which is made of or surrounded by leaves.

??

The Green Goddess has got the Green Man's back! What can you see through her mouth?



## 4

## The Terrace

Wow, that view over the lake is beautiful! Now, look down at your feet; you are standing on top of the remains of an old gothic mansion.

You can see how huge it was by looking at the stone outline. Find out which rooms were which by reading the words in the stones!



## i-spy

If you go down the stairs and under the house you will be in the undercroft. See how cleverly the arches are built. The pinky-orange coloured bricks were made on site in their thousands using the clay from the ground nearby.

Run along the arches to discover a 'secret' passageway, now blocked, which used to lead to the conservatory of the mansion.

## Fun fact

Can you spot a little fox print in one of the arches?



## 5

## The Lookout

This Lookout (built in 2020) is a re-styled version of one of George Staunton's original wooden follies, which had a lovely view of the lawn and lake. The original one was removed by William Stone so he could build his new mansion house.



**i-spy**

What can you see  
when you stand  
on top of the new  
Lookout?

## 6

# The Lake

The Lake was built by Staunton about 200 years ago. If you look carefully you may see some of the different fish. These include carp, perch and bream.

Can you see the water birds swimming or flying above the lake? There are seagulls, ducks, moorhens, herons, and even sometimes a kingfisher.



**i-spy**

Can you count how many birds are on or near the lake today? You might be able to see the Mandarin duck.

This duck comes from China originally (where Staunton went when he was 12). Mandarin ducks can now be found all over the country.





Natural play area



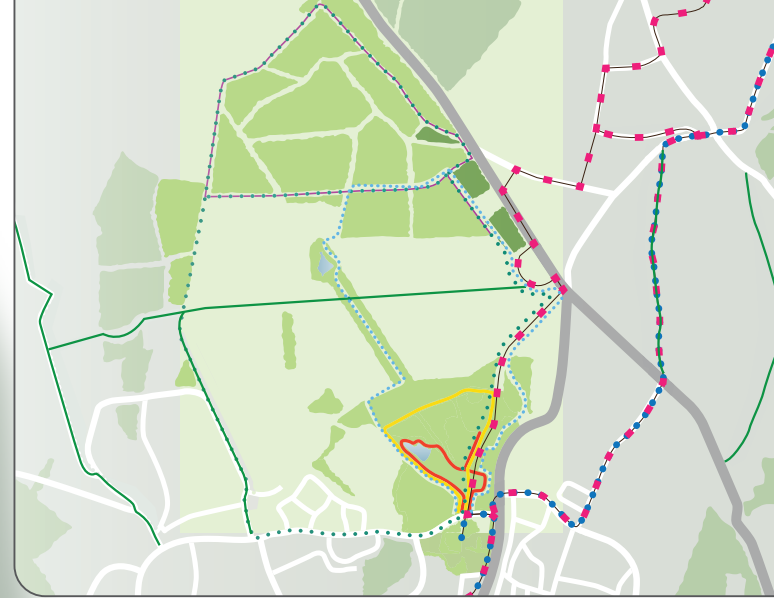
The Lookout



Green Man and Green Goddess



The Lake



Fancy exploring the wider site? Get a full size version of this map at the Visitor Services Desk, in the Coach House.

## Key

- |  |  |  |  |
|--|--|--|--|
|  | Info point                                   |  | 1 Storey Garden Orchard                          |
|  | Toilets                                      |  | 2 21st Century Folly                             |
|  | Coach House Tea Rooms, Shop & Visitor Centre |  | 3 Green Man and Green Goddess                    |
|  | The Coach House                              |  | 4 Terrace  |
|  | Parking                                      |  | 5 The Lookout                                    |
|  | Play area                                    |  | 6 Lake   |
|  | Natural play areas                           |  |  |
|  | Bins   |  |  |
|  | Park Explorer trail<br>45 - 60min walk       |  | Havant Thicket<br>Boundary Trail<br>4.0km (2.5m) |
|  | Park Explorer trail<br>shortcut              |  | Mountain Bike Trail<br>7.0km (4.3m)              |
|  | Folly Trail<br>2.6km (1.6m)                  |  | Bridleway  |
|  | Medium walking trail<br>2.2km (1.4m)         |  | Staunton Way                                     |
|  | Long walking trail<br>5.1km (3.2m)           |  | Shipwrights Way                                  |