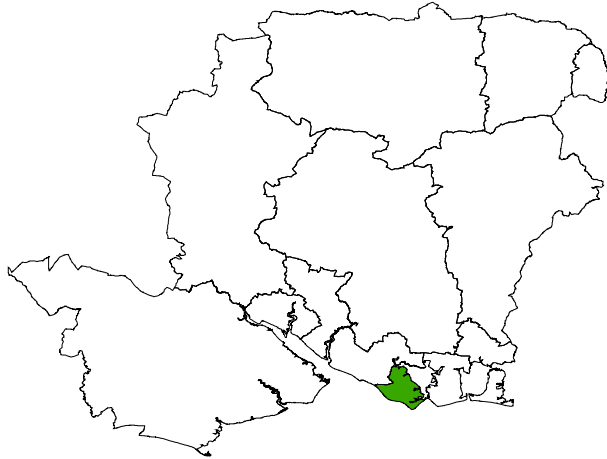
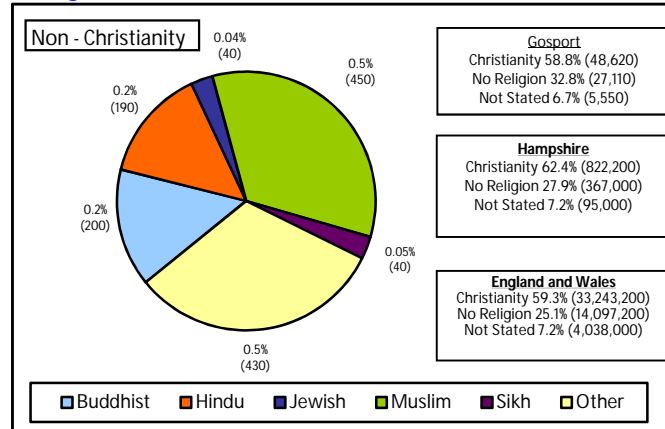


# 2011 Census Equality and Diversity Profile Gosport

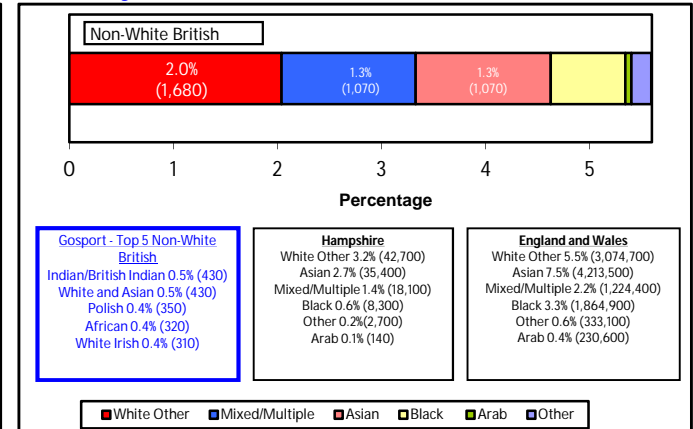


## Religion



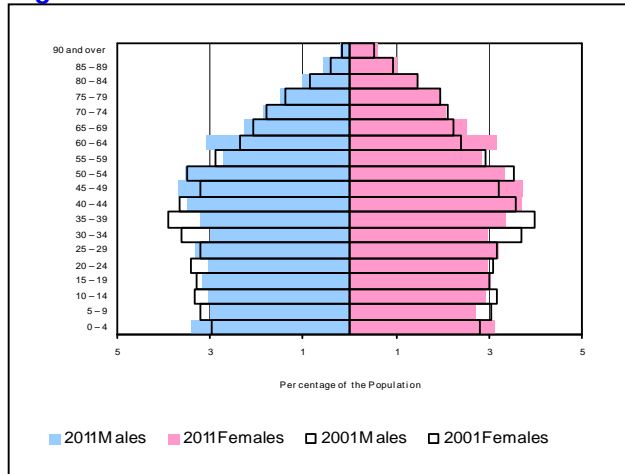
Christianity remains the largest religion in Gosport at 58.8%. Muslim is the next biggest religion at 0.5% followed closely by Other (0.5%) and Buddhist (0.2%). A large percentage said that they had no religion (32.8%), whilst 6.7% did not state any religion at all.

## Ethnicity



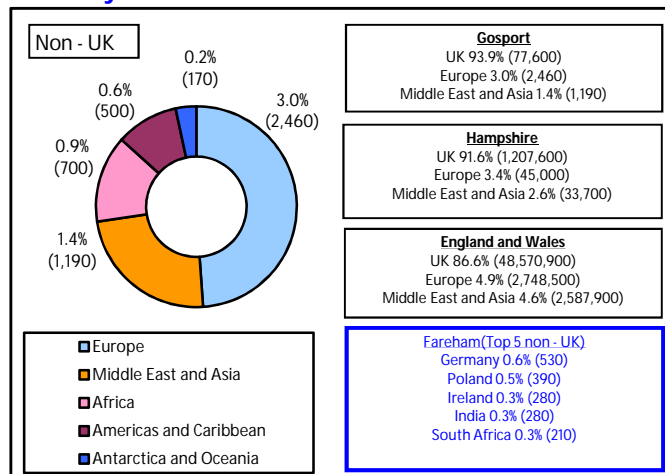
94.4% of Gosport's resident population are 'White British'. Those in other ethnic groups account for 5.6%. The ethnic group 'White Other' accounts for 2.0% including both White Irish and Polish individuals, amongst others. The Asian ethnic group accounts for 1.3% encompassing Indian ethnicity, with others.

## Age Structure



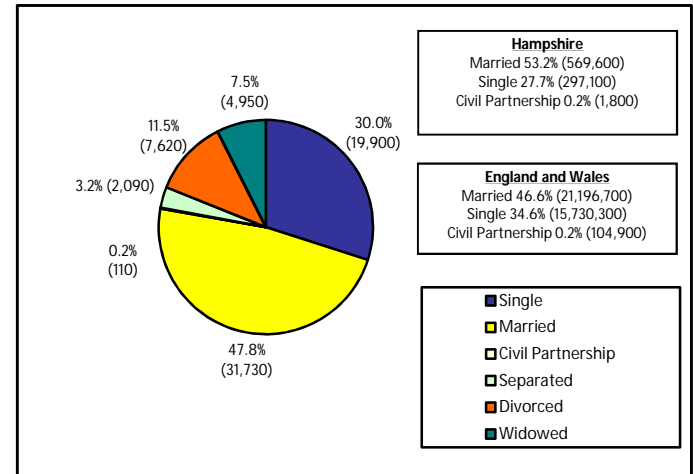
Between 2001 and 2011 the working age population has remained stable at 63%. However there has been a large decline amongst young adults aged 25-39 (from 22.5% to 19.1%).

## Country of Birth



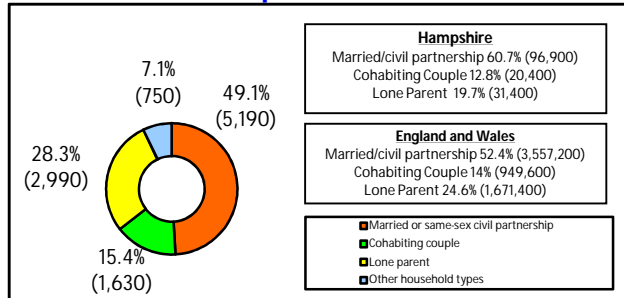
93.9% of Gosport's population were born in the UK. At 3.0% Europe is the next largest, including Germany, Poland and Ireland in the top 5 above. The Middle East and Asia follows at 1.4% with India (0.3%) most prominent. Africa accounts for 0.9%, with South Africa at 0.3%.

## Marital Status



47.8% of the population are married whilst 30.0% are single. Following the Civil Partnership Act of 2004, civil partnerships are now included. For Gosport, they are 0.2% - the same as Hampshire and England and Wales. The proportion of widowed individuals stands at 7.5%.

## Households with Dependent Children

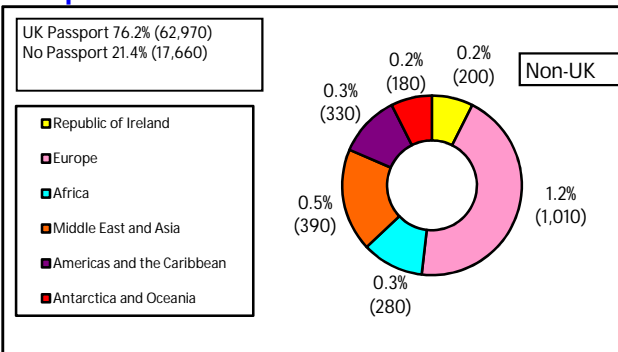


In Gosport, 10,560 households have dependent children. Of these, 49.1% are married/civil partnership households, 15.4% are cohabiting couples whilst 28.3% are lone parent.

Of these lone parent households with dependent children, 87.7% (2,600) are female headed households. The majority of these female lone parents are in part-time employment (37.4% 970).

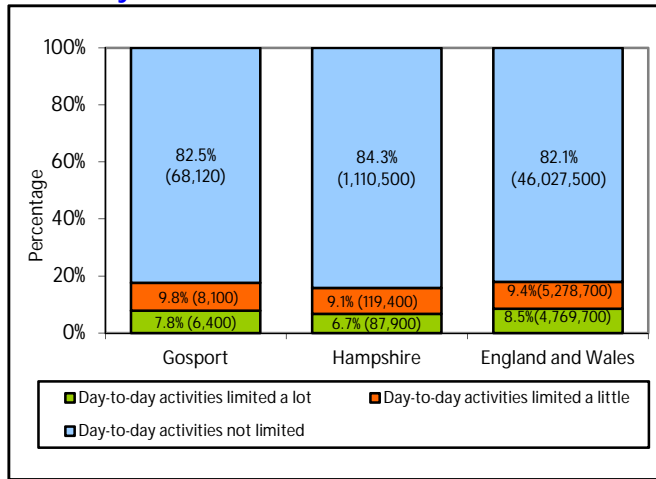
In Gosport, 4.2% (1,470) of households with dependent children have no adults in employment whilst 4.8% (1,713) have one person with a long term health problem or disability.

## Passports Held



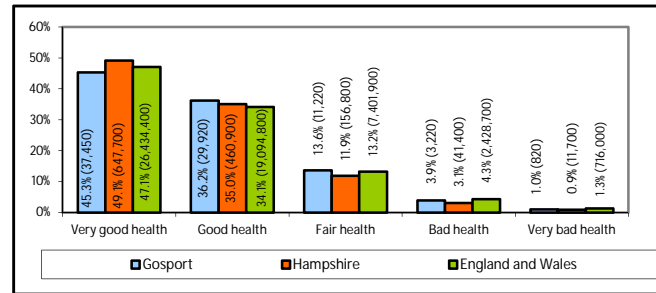
76.2% of people in Gosport have a British passport whilst 21.4% state they have no passport. Individuals with European passports stand at 1.2% followed by those with passports from the Middle East and Asian countries (0.5%).

## Disability




In Gosport, 82.5% of the population state their daily activities are 'not limited' by a long term illness whilst 9.8% are 'limited a little' and 7.8% are 'limited a lot' by their illness.<sup>3</sup> The proportion of Gosport's population who are 'limited a lot' is above Hampshire and below England and Wales.

## General Health



Self defined general health in the district is also high with 45.3% of the population choosing to describe themselves as being in very good health with 1% seeing themselves as having very bad health.<sup>4</sup> With regards to economic inactivity as a result of long term sickness and disability, Gosport experiences a high rate of 3.6% compared to Hampshire (2.6%) and England and Wales (4.2%)

## Language



In Gosport 98.5% of people (aged 3+) state English as their main language'. Other than English, Polish (0.4%) and Mayalam (0.1%) are the next most common main languages. In Gosport 0.9% of all households are shown to contain no individuals with English as a main Language.

Notes: 1 - White British includes those describing their ethnicity as English, Welsh,

Scottish, Northern Irish or British.

2 - Marital and Civil Partnership status refers to the population aged 16 and over.

3 - A long term health problem or disability is one that limits a person's day-to-day activities and has lasted, or is expected to last at least 12 months, including problems related to old age.

4 - General health is a self-assessment of a person's general state of health. People were asked whether their health was very good, good, fair, bad or very bad. This is not based on a person's health over any specified period of time.

5 - Language data refers to the population aged over 3 years.

Data for some Protected Characteristics - gender reassignment, sexual orientation, pregnancy and maternity are not included in the 2011 Census.

Source: Data used is from the Office for National Statistics (ONS) 2011 Census

<http://www.hants.gov.uk/census2011>

For more information please contact Hampshire County Council's Demography team.

<http://www3.hants.gov.uk/factsandfigures/facts-figures-contacts.htm#pop>

Hampshire in this factsheet refers to Hampshire's administrative county, excluding

Portsmouth and Southampton.