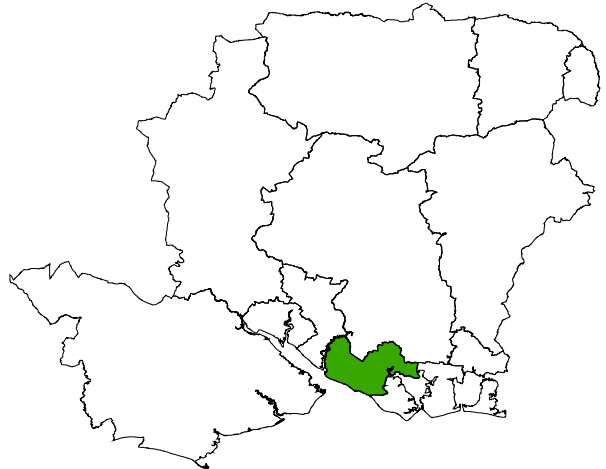
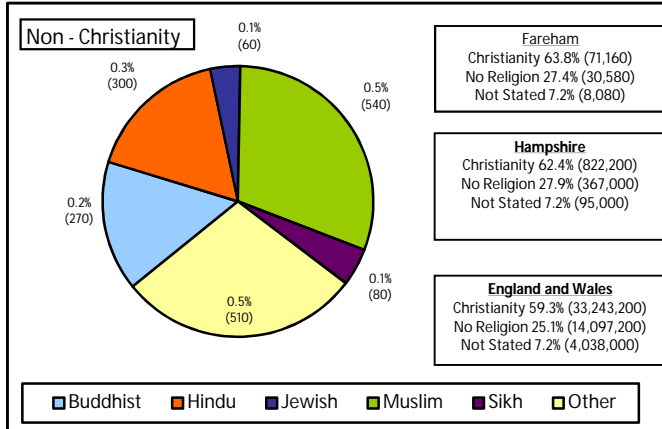


# 2011 Census Equality and Diversity Profile Fareham

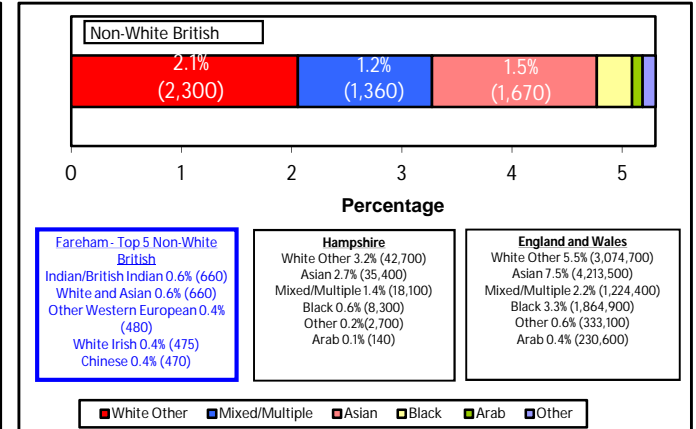


## Religion



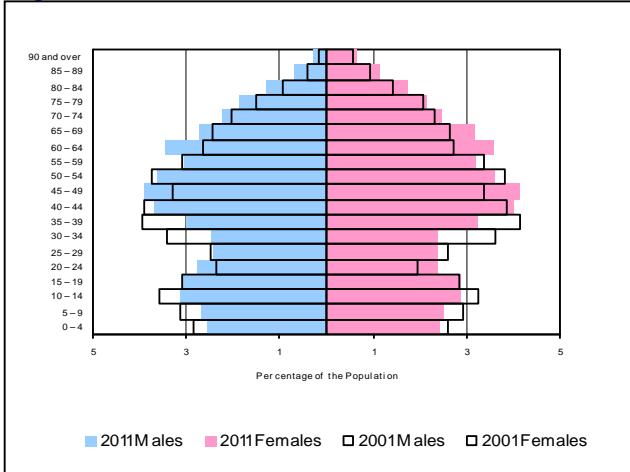
Christianity remains the largest religion in Fareham at 63.8%. Muslim is the next biggest religion at 0.5% followed closely by Hinduism (0.3%) and Other (0.5%). A large percentage said that they had no religion (27.4%), whilst 7.2% did not state any religion at all.

## Ethnicity



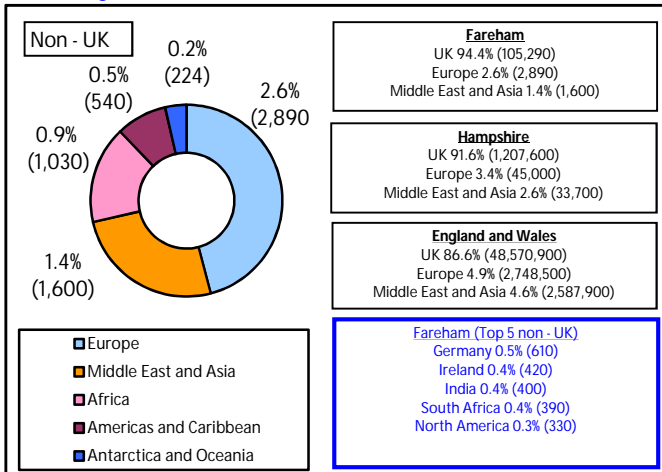
94.7% of Fareham's resident population are 'White British'. 'Those in other ethnic groups account for 5.3%. The ethnic group 'White Other' accounts for 2.1% including both White Irish and Polish individuals, amongst others. The Asian ethnic group accounts for 1.5% encompassing Indian ethnicity, with others.

## Age Structure



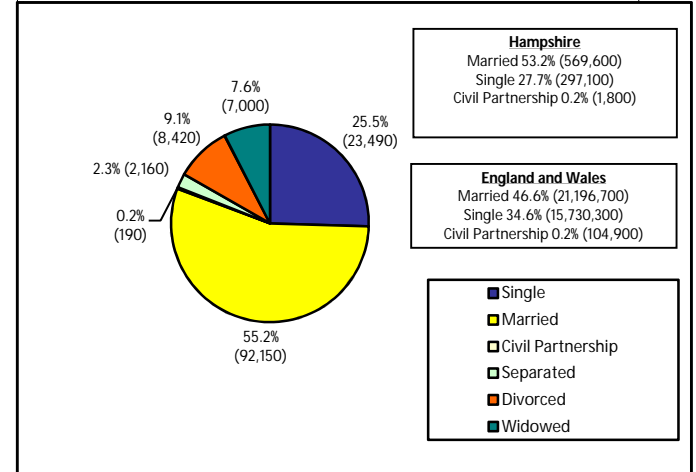
Between 2001 and 2011 there has been an decline in the percentage of the working age population from 63.0% to 62.2%. There has been a particularly large decline amongst young adults aged 25-39 (from 20.2% to 16.0%).

## Country of Birth



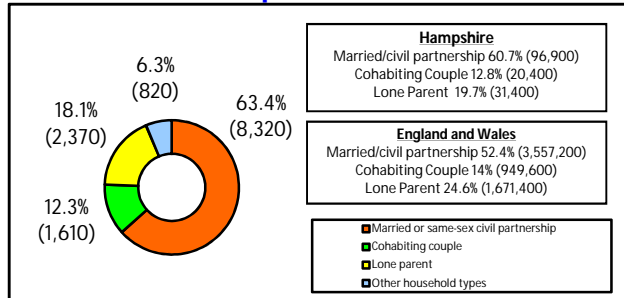
94.4% of Fareham's population were born in the UK. At 2.6% Europe is the next largest, including Germany and Ireland in the top 5 above. The Middle East and Asia follows at 1.4% with India (0.4%) most prominent. Africa accounts for 0.9%, with South Africa at 0.4%.

## Marital Status



55.2% of the population are married whilst 25.5% are single. Following the Civil Partnership Act of 2004, civil partnerships are now included. For Fareham, they are 0.2% - the same as Hampshire and England and Wales. The proportion of widowed individuals stands at 7.6%.

## Households with Dependent Children



Hampshire	
Married/civil partnership	60.7% (96,900)
Cohabiting Couple	12.8% (20,400)
Lone Parent	19.7% (31,400)

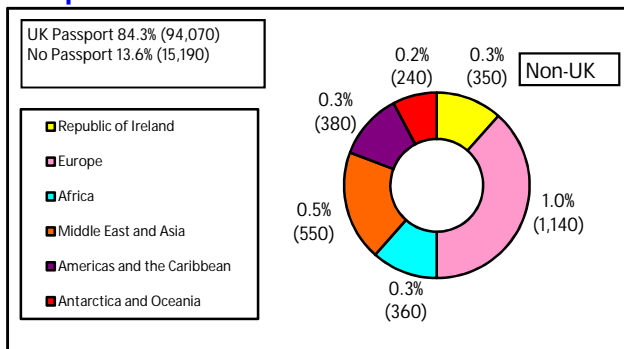
England and Wales	
Married/civil partnership	52.4% (3,557,200)
Cohabiting Couple	14% (949,600)
Lone Parent	24.6% (1,671,400)

In Fareham, 13,120 households have dependent children. Of these, 63.4% are married/civil partnership households, 12.3% are cohabiting couples whilst 18.1% are lone parent.

Of these lone parent households with dependent children, 90.0% (2,120) are female headed households. Many of these female lone parents are in part-time employment (43.0% 909).

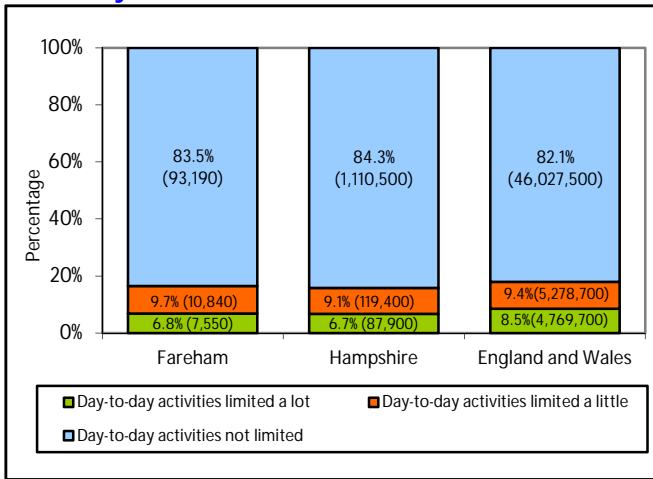
In Fareham, 1.8% (860) of households with dependent children have no adults in employment whilst 3.9% (1,820) have one person with a long term health problem or disability.

## Passports Held



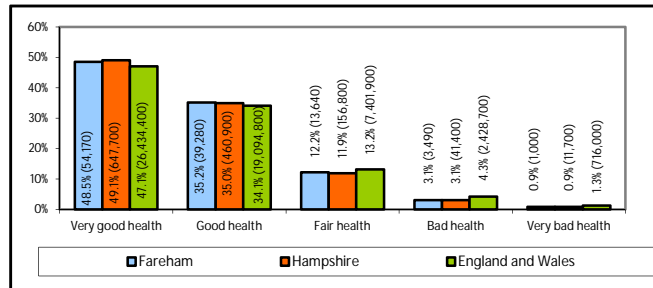
84.3% of people in Fareham have a British passport whilst 13.6% state they have no passport. Individuals with European passports stand at 1.0% followed by those with passports from the Middle East and Asian countries (0.5%).

## Disability




In Fareham, 83.5% of the population state their daily activities are 'not limited' by a long term illness whilst 9.7% are 'limited a little' and 6.8% are 'limited a lot' by their illness.<sup>3</sup> The proportion of Fareham's population who are 'limited a lot' is above Hampshire but below England and Wales.

## General Health



Self defined general health in the district is also high with 48.5% of the population choosing to describe themselves as being in very good health with less than 1% seeing themselves as having very bad health.<sup>4</sup> With regards to economic inactivity as a result of long term sickness and disability, Fareham experiences a low rate of 2.2% compared to Hampshire (2.6%) and England and Wales (4.2%).

## Language



In Fareham 98.5% of people (aged 3+) state English as their 'main language'. Other than English, Polish (0.2%) and Chinese (0.1%) are the next most common languages. In Fareham 0.6% of all households are shown to contain no individuals with English as a main language.<sup>5</sup>

Notes: 1 - White British includes those describing their ethnicity as English, Welsh,

Scottish, Northern Irish or British.

2 - Marital and Civil Partnership status refers to the population aged 16 and over.

3 - A long term health problem or disability is one that limits a person's day-to-day activities and has lasted, or is expected to last at least 12 months, including problems related to old age.

4 - General health is a self-assessment of a person's general state of health. People were asked whether their health was very good, good, fair, bad or very bad. This is not based on a person's health over any specified period of time.

5 - Language data refers to the population aged over 3 years.

Data for some Protected Characteristics - gender reassignment, sexual orientation, pregnancy and maternity are not included in the 2011 Census.

Source: Data used is from the Office for National Statistics (ONS) 2011 Census

<http://www.hants.gov.uk/census2011>

For more information please contact Hampshire County Council's Demography team.

<http://www3.hants.gov.uk/factsandfigures/facts-figures-contacts.htm#pop>

Hampshire in this factsheet refers to Hampshire's administrative county, excluding Portsmouth and Southampton.