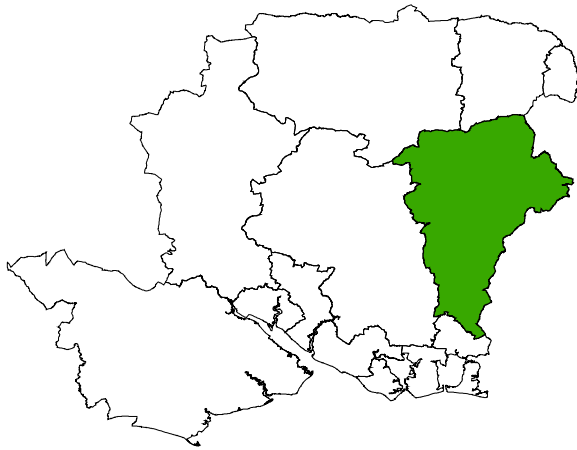
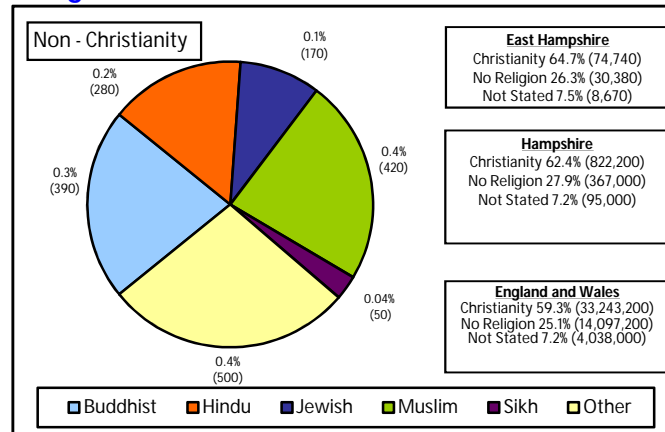


2011 Census Equality and Diversity Profile East Hampshire

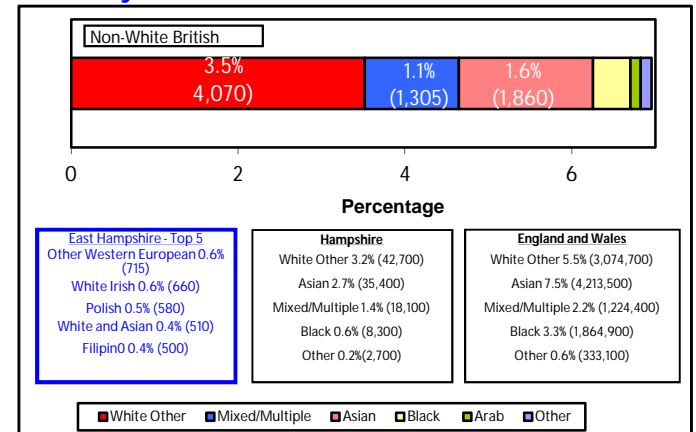


Religion



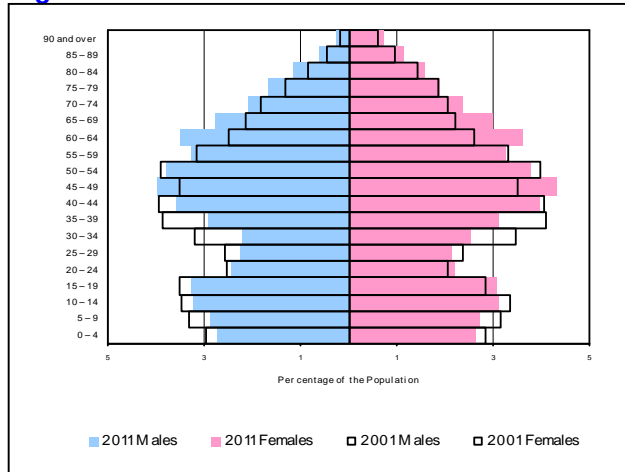
Christianity remains the largest religion in East Hampshire at 64.7%. Muslim is the next biggest religion at 0.4% followed closely by Buddhism (0.3%) and Other (0.4%). A large percentage said that they had no religion (26.3%), whilst 7.5% did not state any religion at all.

Ethnicity



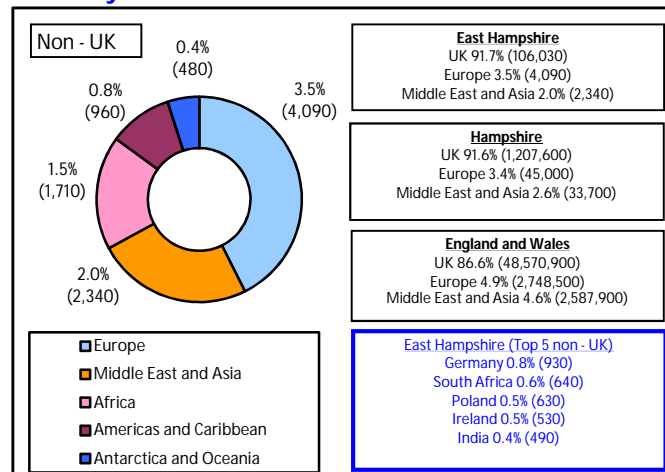
93.0% of East Hampshire's resident population are White British'. Those in other ethnic groups account for 7.0%. The ethnic group 'White Other' accounts for 3.5% including both White Irish and Polish individuals, amongst others. The Asian ethnic group accounts for 1.6% encompassing Indian ethnicity, with others.

Age Structure



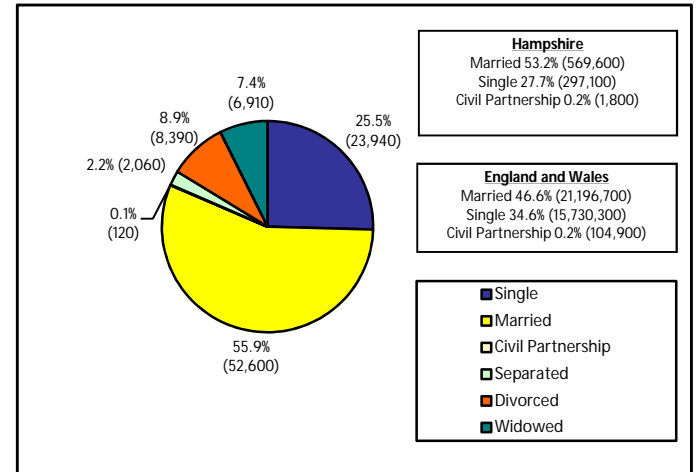
Between 2001 and 2011 there has been a decline in the percentage of the working age population from 63.7% to 62.0%. There has been a particularly large decline amongst young adults aged 25-39 (from 19.6% to 15.2%).

Country of Birth



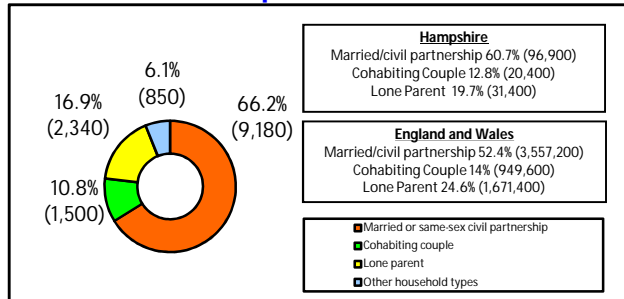
91.7% of East Hampshire's population were born in the UK. At 3.5% Europe is the next largest, including Germany, Poland and Ireland in the top 5 above. The Middle East and Asia follows at 2.0% with India (0.4%) most prominent. Africa accounts for 1.5%, with South Africa at 0.6%.

Marital Status



55.9% of the population are married whilst 25.5% are single. Following the Civil Partnership Act of 2004, civil partnerships are now included. For East Hampshire, they are 0.1% - below Hampshire and England and Wales. The proportion of widowed individuals stands at 7.4%.

Households with Dependent Children

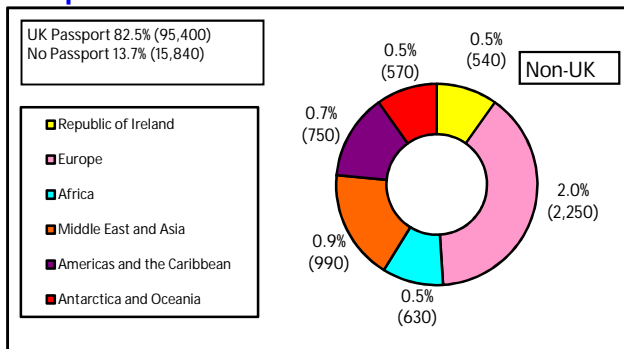


In East Hampshire, 13,870 households have dependent children. Of these, 66.2% are married/civil partnership households, 10.8% are cohabiting couples whilst 16.9% are lone parent.

Of these lone parent households with dependent children, 88.8% (2,080) are female headed households. Many of these female lone parents are in part-time employment (44.1% 920).

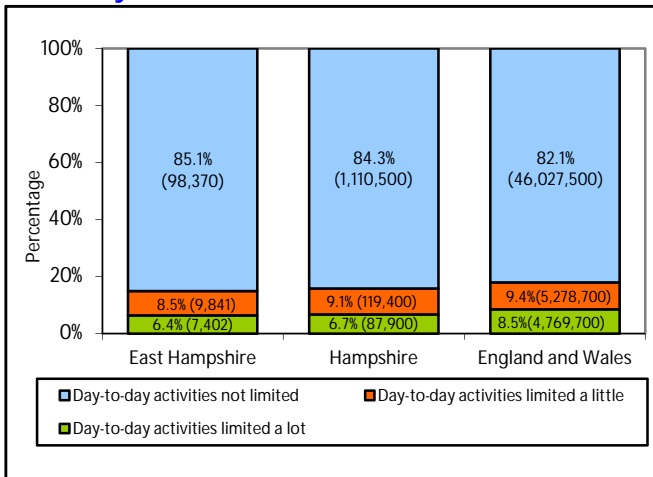
In East Hampshire, 1.9% (920) of households with dependent children have no adults in employment whilst 3.6% (1,700) have one person with a long term health problem or disability.

Passports Held



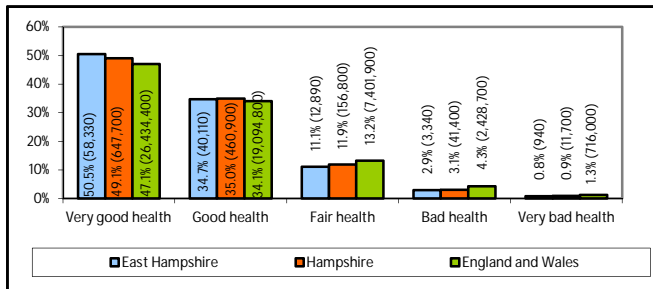
82.5% of people in East Hampshire have a British passport whilst 13.7% state they have no passport. Individuals with European passports stand at 2.0% followed closely by those with passports from the Middle East and Asian countries (0.9%).

Disability




In East Hampshire, 85.1% of the population state their daily activities are 'not limited' by a long term illness whilst 8.5% are 'limited a little' and 6.4% are 'limited a lot' by their illness.⁵ The proportion of East Hampshire's population who are 'limited a lot' is below both the South East and England and Wales.

General Health



Self defined general health in the district is also high with 50.5% of the population choosing to describe themselves as being in very good health with less than 1% seeing themselves as having very bad health.⁴ With regards to economic inactivity as a result of long term sickness and disability, East Hampshire experiences a low rate of 2.3% compared to Hampshire (2.6%) and England and Wales (4.2%).

Language



In East Hampshire 97.4% of people (aged 3+) state English as their 'main language'. Other than English, Polish (0.5%) and Tagalog/Filipino (0.3%) are the next most common main languages. In East Hampshire 1.3% of all households are shown to contain no individuals with English as a main language.⁵

Notes: 1 - White British includes those describing their ethnicity as English, Welsh,

Scottish, Northern Irish or British.

2 - Marital and Civil Partnership status refers to the population aged 16 and over.

3 - A long term health problem or disability is one that limits a person's day-to-day activities and has lasted, or is expected to last at least 12 months, including problems related to old age.

4 - General health is a self-assessment of a person's general state of health. People were asked whether their health was very good, good, fair, bad or very bad. This is not based on a person's health over any specified period of time.

5 - Language data refers to the population aged over 3 years.

Data for some Protected Characteristics - gender reassignment, sexual orientation, pregnancy and maternity are not included in the 2011 Census.

Source: Data used is from the Office for National Statistics (ONS) 2011 Census

<http://www.hants.gov.uk/census2011>

For more information please contact Hampshire County Council's Demography team.

<http://www3.hants.gov.uk/factsandfigures/facts-figures-contacts.htm#pop>

Hampshire in this factsheet refers to Hampshire's administrative county, excluding Portsmouth and Southampton.



Hampshire
County Council