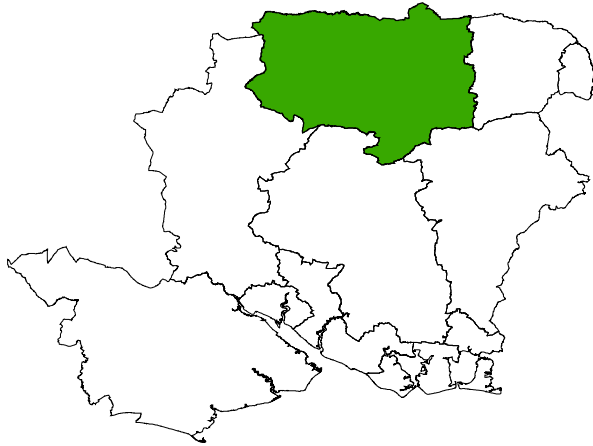
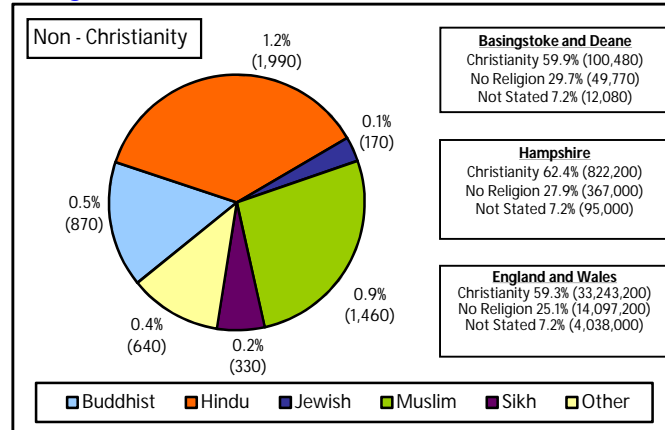


# 2011 Census Equality and Diversity Profile Basingstoke and Deane

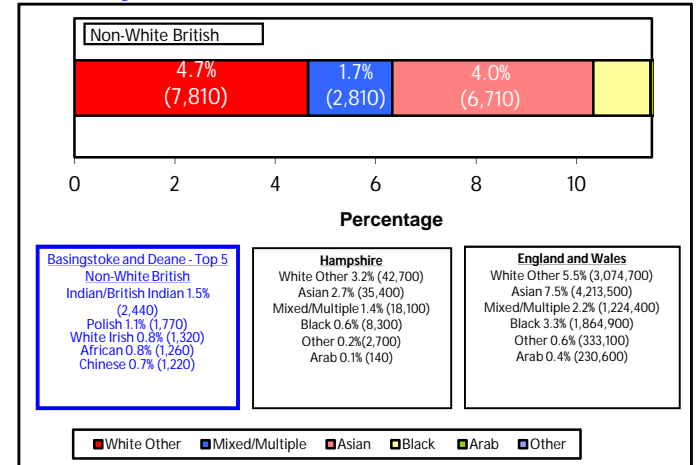


## Religion



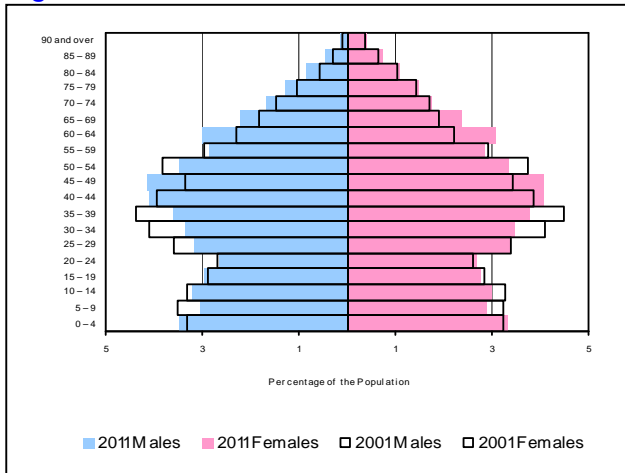
Christianity remains the largest religion in Basingstoke and Deane at 59.9%. Hinduism is the next biggest religion at 1.2% followed closely by Muslim (0.9%) and Buddhism (0.5%). A large percentage said that they had no religion (29.7%), whilst 7.2% did not state any religion at all.

## Ethnicity



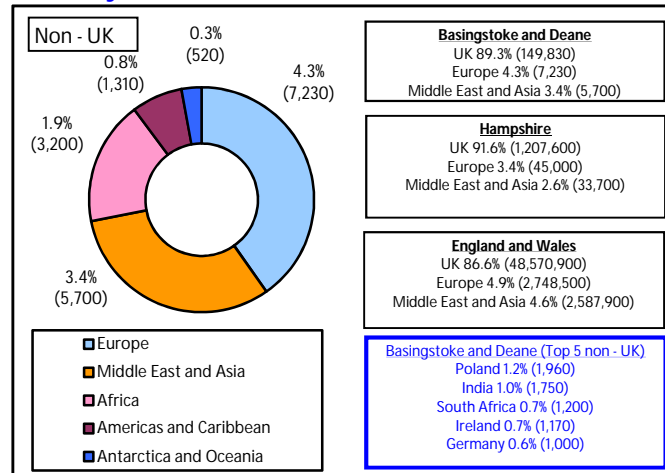
88.2% of Basingstoke and Deane's resident population are White British'. Those in other ethnic groups account for 11.8%. The ethnic group 'White Other' accounts for 4.7% including both White Irish and Polish individuals, amongst others. The Asian ethnic group accounts for 4.0% encompassing Indian and Nepalese ethnicities, with others.

## Age Structure



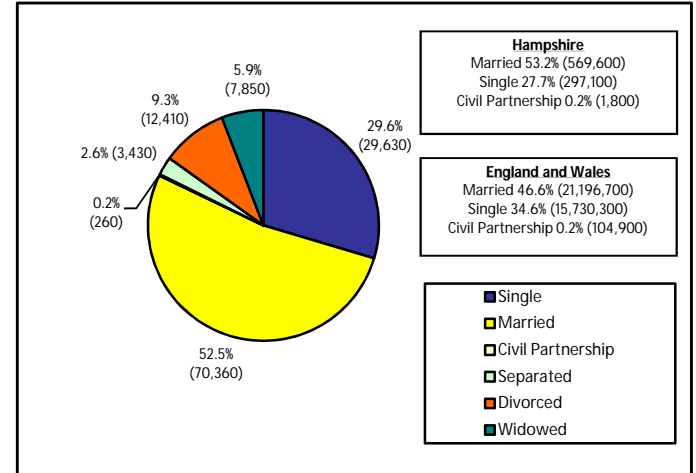
Between 2001 and 2011 there has been a decline in the percentage of the working age population from 66.4% to 65.4%. There has been a particularly large decline amongst young adults aged 25-39 (from 24.1% to 20.8%).

## Country of Birth



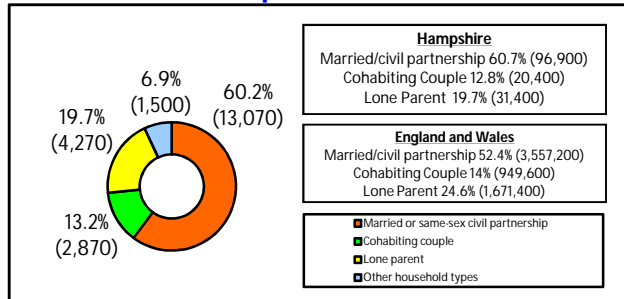
89.3% of Basingstoke and Deane's population were born in the UK. At 4.3% Europe is the next largest, including Poland, Germany and Ireland in the top 5 above. The Middle East and Asia follows at 3.4% with India (1.0%) most prominent. Africa accounts for 1.9%, with South Africa at 0.7%.

## Marital Status



52.5% of the population are married whilst 29.6% are single. Following the Civil Partnership Act of 2004, civil partnerships are now included. For Basingstoke and Deane, they are 0.2% - the same as Hampshire and England and Wales. The proportion of widowed individuals stands at 5.9%.<sup>2</sup>

## Households with Dependent Children

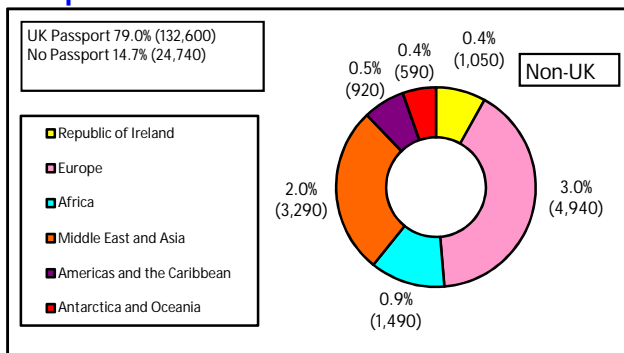


In Basingstoke and Deane, 21,720 households have dependent children. Of these, 60.2% are married/civil partnership households, 13.2% are cohabiting couples whilst 19.7% are lone parent.

Of these lone parent households with dependent children, 88.5% (3,770) are female headed households. Many of these female lone parents are in part-time employment (37.2% 1,470).

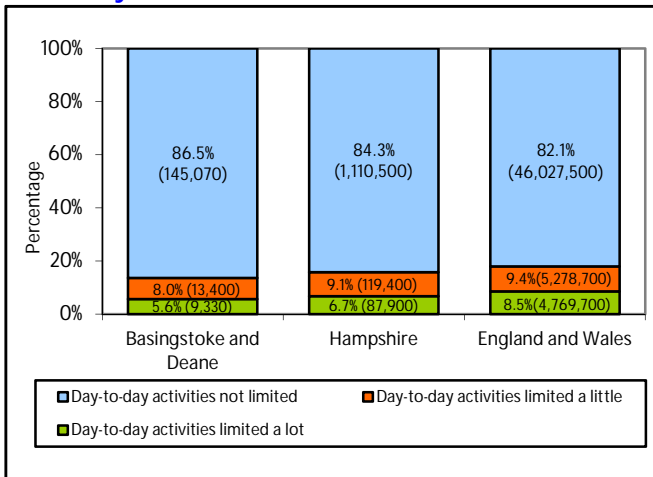
In Basingstoke and Deane, 2.7% (1,850) of households with dependent children have no adults in employment whilst 4.3% (2,960) have one person with a long term health problem or disability.

## Passports Held



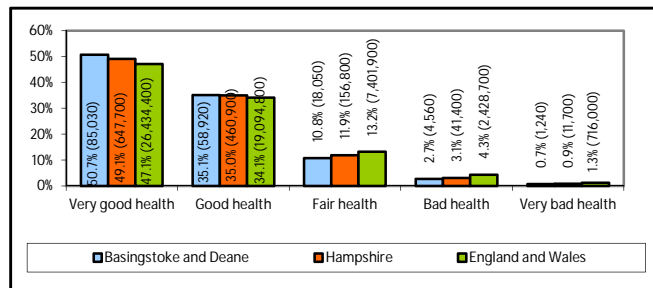
79.0% of people in Basingstoke and Deane have a British passport whilst 14.7% state they have no passport. Individuals with European passports stand at 3.0% followed closely by those with passports from the Middle East and Asian countries (2.0%).

## Disability



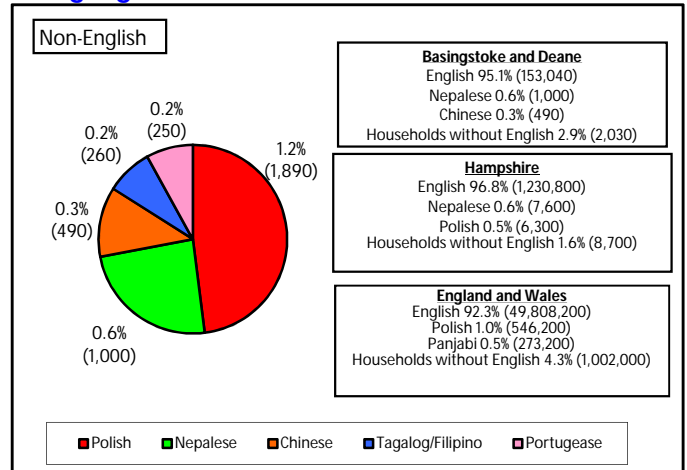
In Basingstoke and Deane, 86.5% of the population state their daily activities are 'not limited' by a long term illness whilst 8.0% are 'limited a little' and 5.6% are 'limited a lot' by their illness. The proportion of Basingstoke and Deane's population who are 'limited a lot' is below both the South East and England and Wales.

## General Health



Self defined general health in the district is also high with 50.7% of the population choosing to describe themselves as being in very good health with less than 1% seeing themselves as having very bad health. With regards to economic inactivity as a result of long term sickness and disability, Basingstoke and Deane experiences a low rate of 2.3% compared to Hampshire (2.6%) and England and Wales (4.2%).

## Language



In Basingstoke and Deane 95.1% of people (aged 3+) state English as their 'main language'. Other than English, Nepalese (0.6%) and Chinese (0.3%) are the next most common main languages. In Basingstoke and Deane 2.9% of all households are shown to contain no individuals with English as a main language.

Notes: 1 - White British includes those describing their ethnicity as English, Welsh,

Scottish, Northern Irish or British.

2 - Marital and Civil Partnership status refers to the population aged 16 and over.

3 - A long term health problem or disability is one that limits a person's day-to-day activities and has lasted, or is expected to last at least 12 months, including problems related to old age.

4 - General health is a self-assessment of a person's general state of health. People were asked whether their health was very good, good, fair, bad or very bad. This is not based on a person's health over any specified period of time.

5 - Language data refers to the population aged over 3 years.

Data for some Protected Characteristics - gender reassignment, sexual orientation, pregnancy and maternity are not included in the 2011 Census.

Source: Data used is from the Office for National Statistics (ONS) 2011 Census

<http://www.hants.gov.uk/census2011>

For more information please contact Hampshire County Council's Demography team.

<http://www3.hants.gov.uk/factsandfigures/facts-figures-contacts.htm#pop>

Hampshire in this factsheet refers to Hampshire's administrative county, excluding Portsmouth and Southampton.