

Southampton 2011 Commuter Flows



2011 Resident Workers¹: 113,043

Live & work in the district²: 61,448

No Fixed Place: 9,966

Out-commute³: 41,629

2011 Workplace Workers¹: 113,391

Live & work in the district²: 61,448

No Fixed Place: 9,966

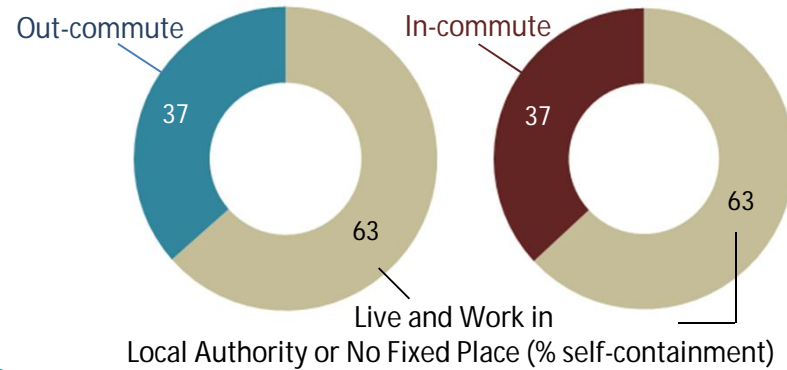
In-commute: 41,977

2011 Net Commuter In flow⁴: 348

¹Aged 16yrs plus in employment the week before the 2011 Census. ²Commute within area or Home workers (work mainly at or from home). ³Includes Offshore and Outside of UK. ⁴The difference between Out and In commuting.

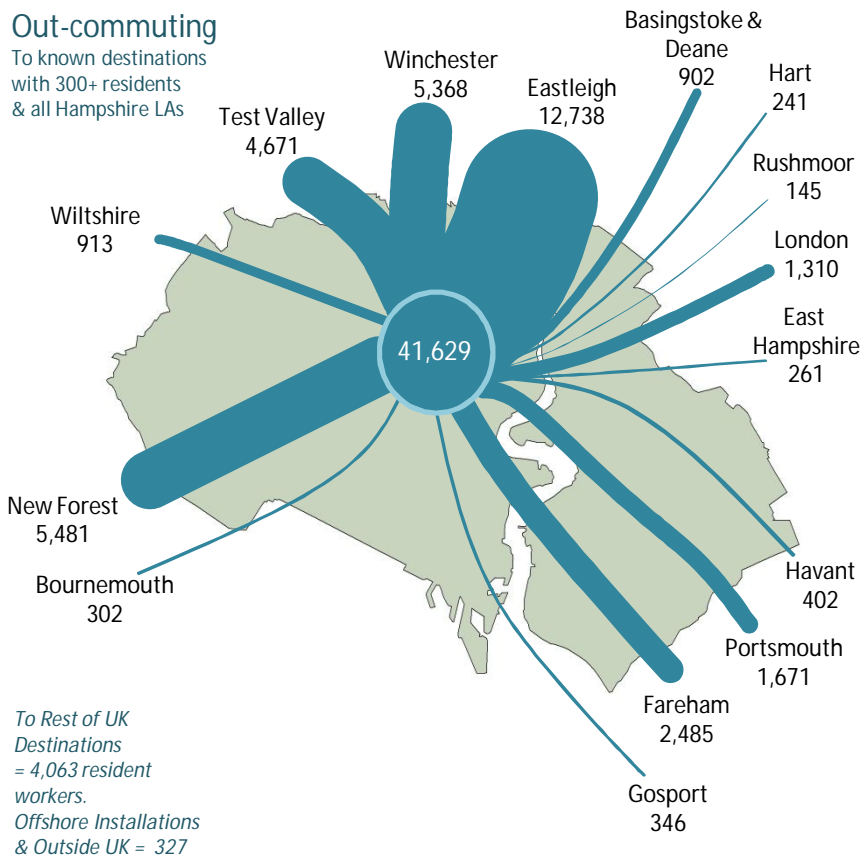
% of Resident Workers

% of Workplace Workers



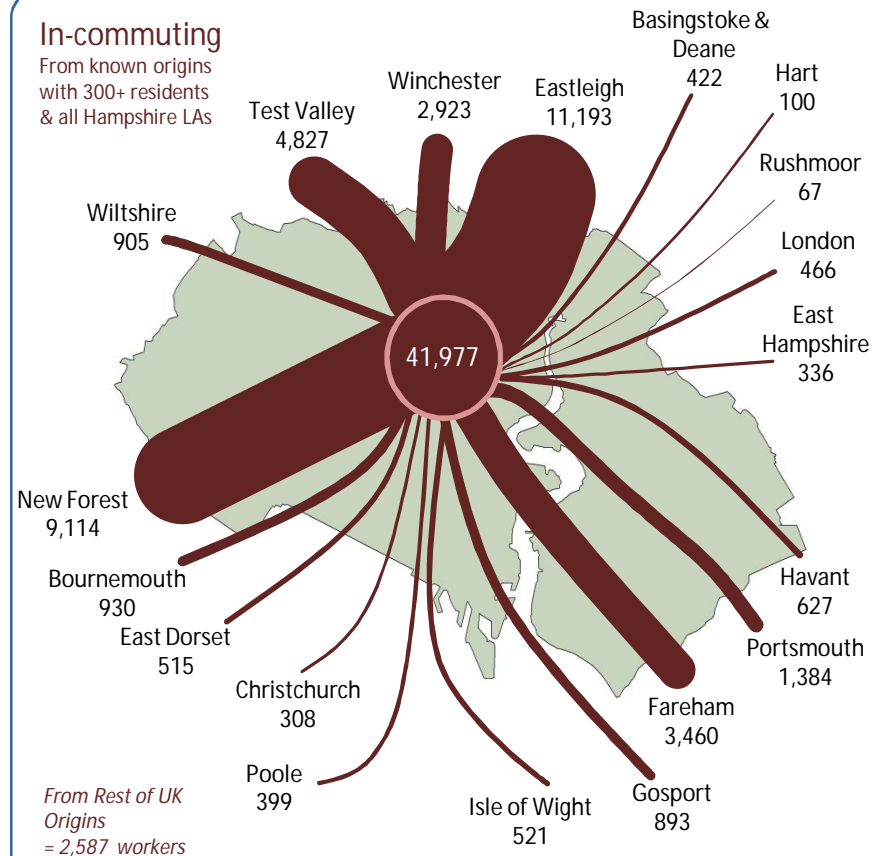
Out-commuting

To known destinations with 300+ residents & all Hampshire LAs



In-commuting

From known origins with 300+ residents & all Hampshire LAs



Commuter Flows and Main Method of Travel to Work

The Census 2011 commuter data measures workers aged 16yrs+, while Census 2001 data measures workers aged 16-74yrs. Comparisons between the census numbers should be used with caution due to the difference in age bands, natural population growth over time and economic conditions at the time of census collection which affect worker numbers. The percentage values provide a better relative comparison, although not strictly measuring like-for-like.

