

# Isle of Wight 2011 Commuter Flows



## 2011 Resident Workers<sup>1</sup>: 59,735

Live & work in the district<sup>2</sup>: 49,596

No Fixed Place: 5,337

Out-commute<sup>3</sup>: 4,802

## 2011 Workplace Workers<sup>1</sup>: 57,042

Live & work in the district<sup>2</sup>: 49,596

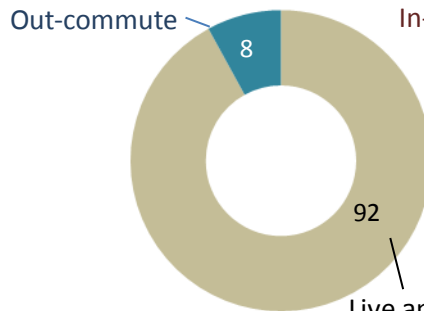
No Fixed Place: 5,337

In-commute: 2,109

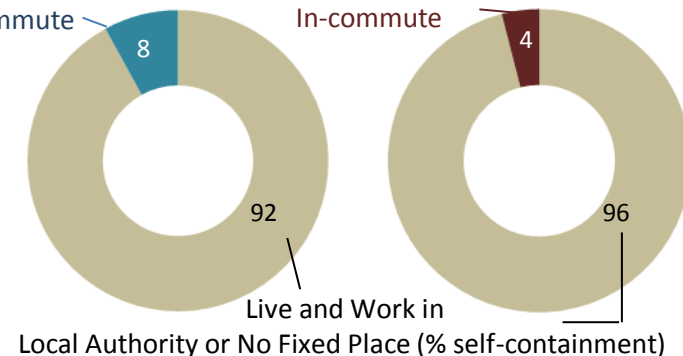
## 2011 Net Commuter Out flow<sup>4</sup>: 2,693

<sup>1</sup>Aged 16yrs plus in employment the week before the 2011 Census. <sup>2</sup>Commute within area or Home workers (work mainly at or from home), <sup>3</sup>Includes Offshore and Outside of UK, <sup>4</sup>The difference between Out and In commuting.

## % of Resident Workers

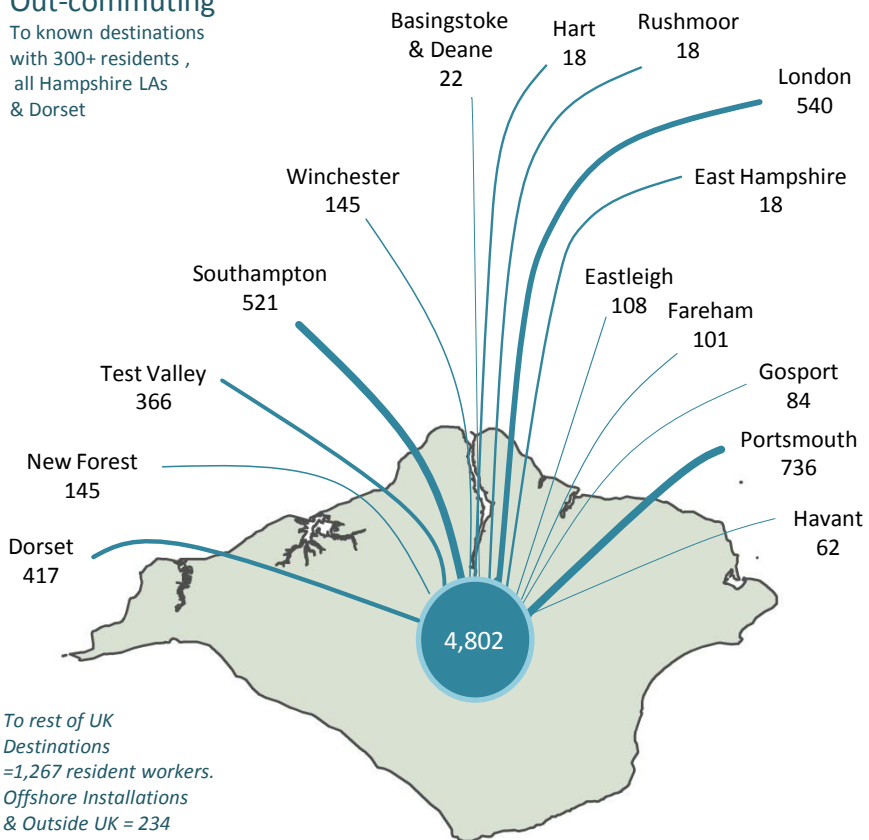


## % of Workplace Workers



## Out-commuting

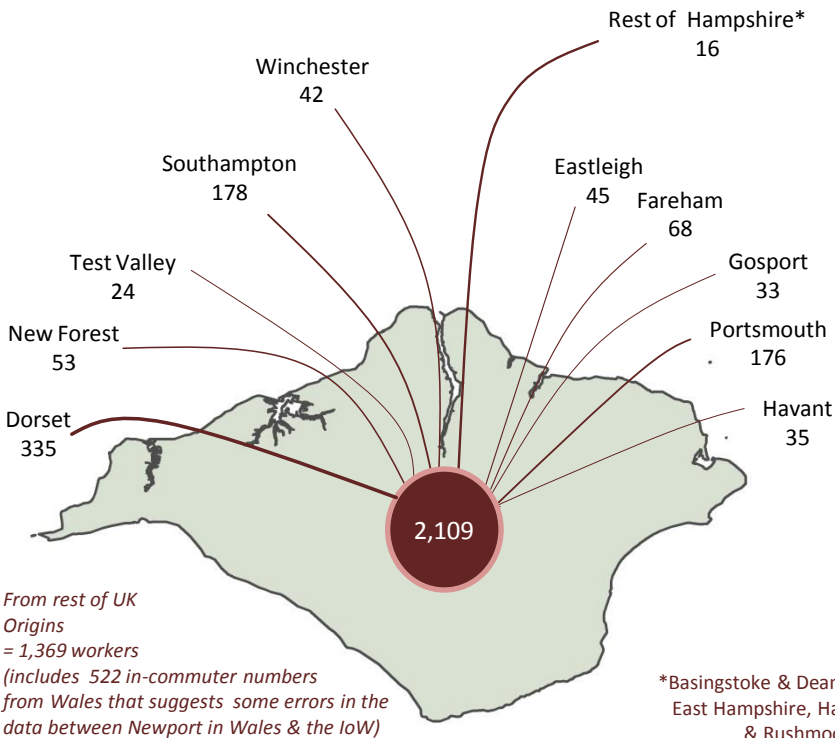
To known destinations with 300+ residents, all Hampshire LAs & Dorset



To rest of UK  
Destinations  
=1,267 resident workers.  
Offshore Installations  
& Outside UK = 234

## In-commuting

From known origins with 300+ residents, all Hampshire LAs & Dorset



From rest of UK  
Origins  
= 1,369 workers  
(includes 522 in-commuter numbers  
from Wales that suggests some errors in the  
data between Newport in Wales & the IoW)

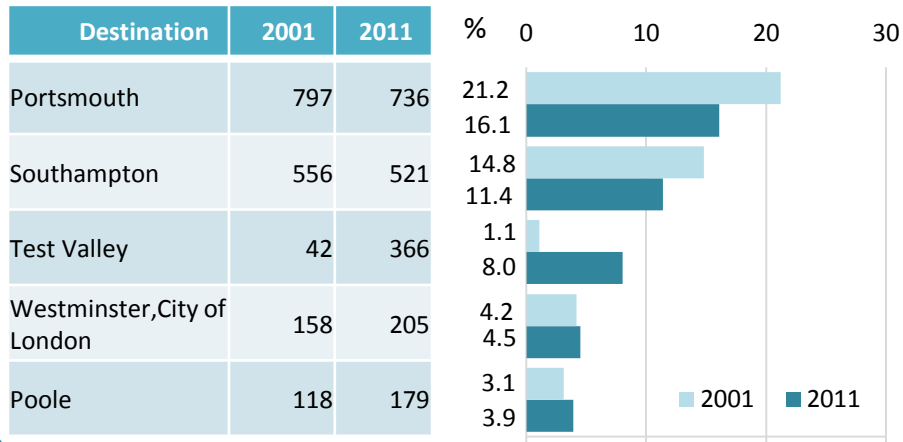
\*Basingstoke & Deane,  
East Hampshire, Hart  
& Rushmoor.

## Commuter Flows and Main Method of Travel to Work

The Census 2011 commuter data measures workers aged 16yrs+, while Census 2001 data measures workers aged 16-74yrs. Comparisons between the census numbers should be used with caution due to the difference in age bands, natural population growth over time and economic conditions at the time of census collection which affect worker numbers. The percentage values provide a better relative comparison, although not strictly measuring like-for-like.

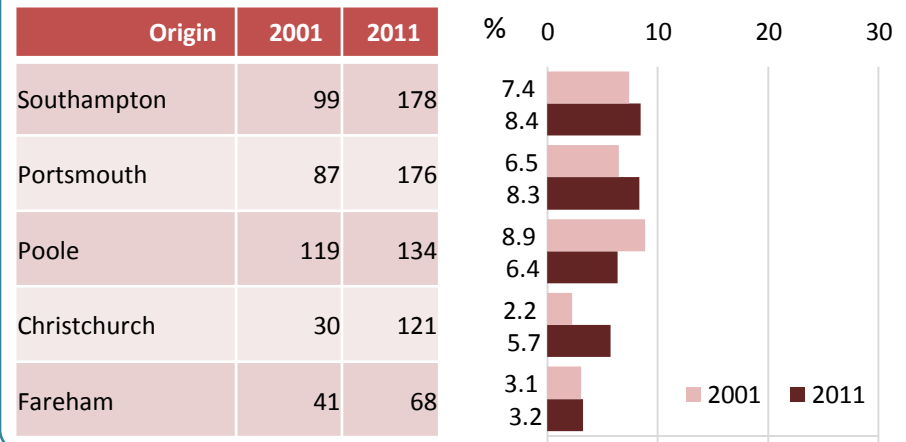
### Top Five Destinations of Out-commuters

Number and percentage of total employed Resident Workers. Excludes the LADs from Wales. Table ranked by Census 2011 figures with the figure for the same area given for 2001



### Top Five Origins of In-commuters

Number and percentage of total employed Workplace Workers. Excludes the LADs from Wales. Table ranked by Census 2011 figures with the figure for the same area given for 2001



### Main Method of Travel to Work

