

Gosport 2011 Commuter Flows



2011 Resident Workers¹: 40,213

Live & work in the district²: 16,013

No Fixed Place: 3,416

Out-commute³: 20,784

2011 Workplace Workers¹: 26,827

Live & work in the district²: 16,013

No Fixed Place: 3,416

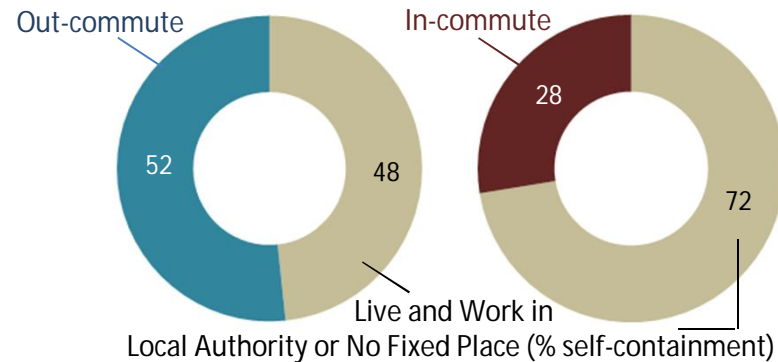
In-commute: 7,398

2011 Net Commuter Out flow⁴: 13,155

¹Aged 16yrs plus in employment the week before the 2011 Census. ²Commute within area or Home workers (work mainly at or from home). ³Includes Offshore and Outside of UK. ⁴The difference between Out and In commuting.

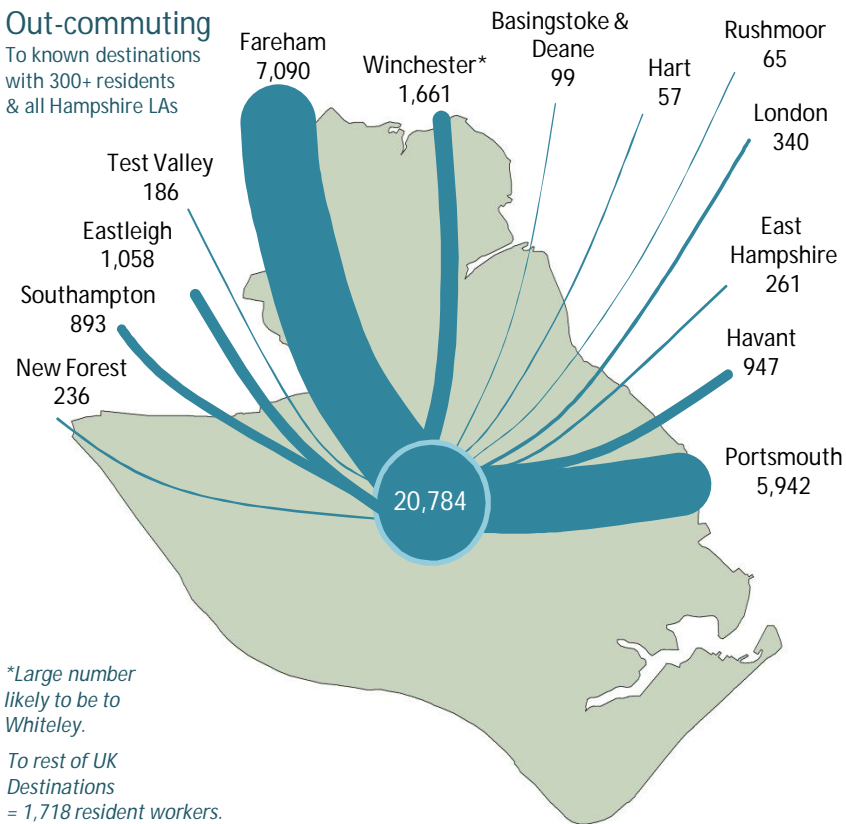
% of Resident Workers

% of Workplace Workers



Out-commuting

To known destinations with 300+ residents & all Hampshire LAs

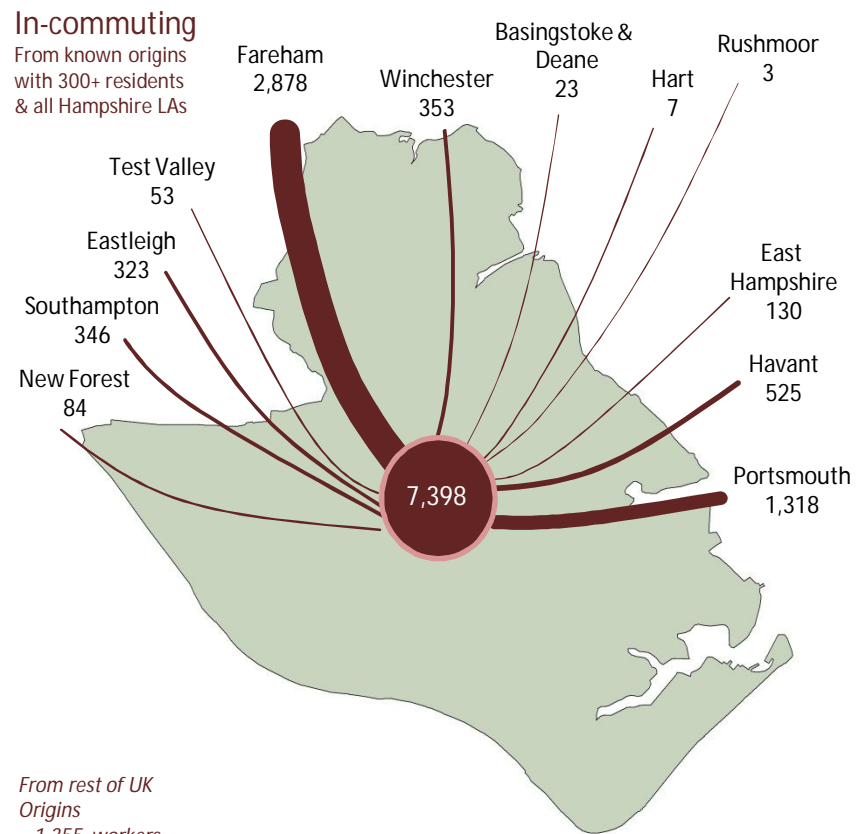


*Large number likely to be to Whiteley.

To rest of UK Destinations = 1,718 resident workers. Offshore Installations & Outside UK = 231

In-commuting

From known origins with 300+ residents & all Hampshire LAs



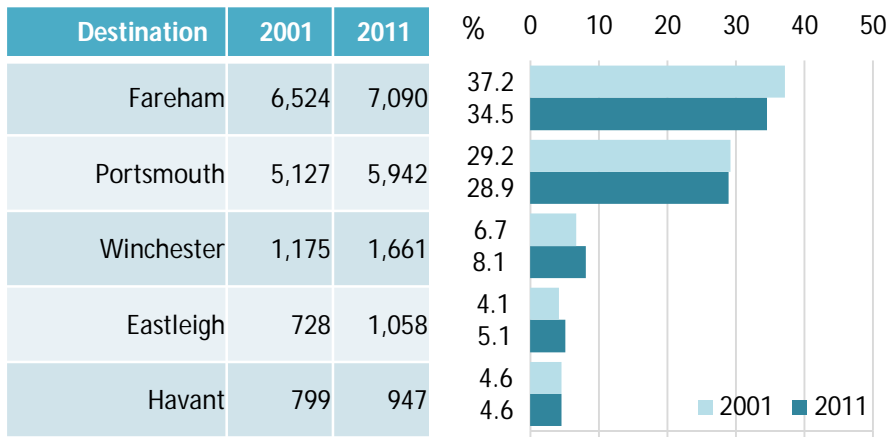
From rest of UK Origins = 1,355 workers

Commuter Flows and Main Method of Travel to Work

The Census 2011 commuter data measures workers aged 16yrs+, while Census 2001 data measures workers aged 16-74yrs. Comparisons between the census numbers should be used with caution due to the difference in age bands, natural population growth over time and economic conditions at the time of census collection which affect worker numbers. The percentage values provide a better relative comparison, although not strictly measuring like-for-like.

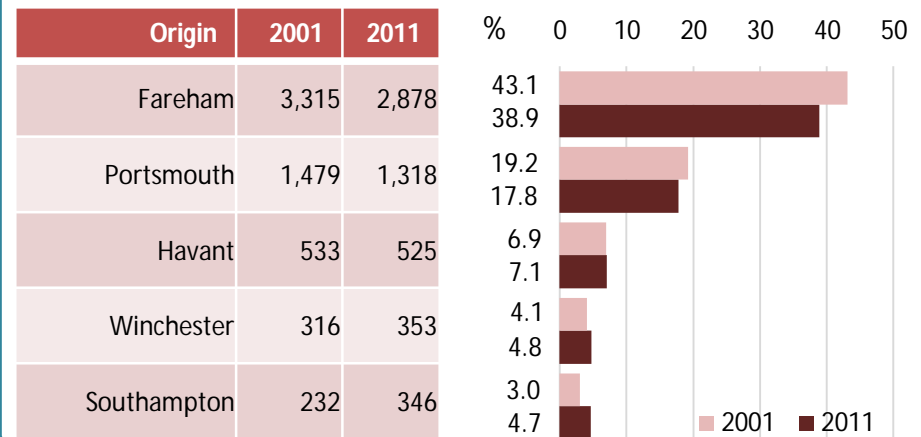
Top Five Destinations of Out-commuters

Number and percentage of total employed Resident Workers
Table ranked by Census 2011 figures with the figure for the same area given for 2001



Top Five Origins of In-commuters

Number and percentage of total employed Workplace Workers
Table ranked by Census 2011 figures with the figure for the same area given for 2001



Main Method of Travel to Work

